

**UNITED STATES
SECURITIES AND EXCHANGE COMMISSION
WASHINGTON, D.C. 20549
SCHEDULE 14A**

(Rule 14a-101)

INFORMATION REQUIRED IN PROXY STATEMENT

SCHEDULE 14A INFORMATION

**Proxy Statement Pursuant to Section 14(a) of the
Securities Exchange Act of 1934
(Amendment No. __)**

Filed by the Registrant ☒
Filed by a Party other than the Registrant ☐

Check the appropriate box:

- ☒ Preliminary Proxy Statement
☐ **Confidential, for Use of the Commission Only (as permitted by Rule 14a-6(e)(2))**
☐ Definitive Proxy Statement
☐ Definitive Additional Materials
☐ Soliciting Materials Pursuant to § 240.14a-12

EMERSON ELECTRIC CO.

(Name of Registrant as Specified in Its Charter)

(Name of Person(s) Filing Proxy Statement, if other than the Registrant)

Payment of Filing Fee (Check the appropriate box)

- ☒ No Fee required.
☐ Fee computed on table below per Exchange Act Rules 14a-6(i)(1) and 0-11.

(1) Title of each class of securities to which transaction applies:

(2) Aggregate number of securities to which transaction applies:

(3) Per unit price or other underlying value of transaction computed pursuant to Exchange Act Rule 0-11 (set forth the amount on which the filing fee is calculated and state how it was determined):

(4) Proposed maximum aggregate value of transaction:

(5) Total fee paid:

☐ Fee paid previously with preliminary materials.

☐ Check box if any part of the fee is offset as provided by Exchange Act Rule 0-11(a)(2) and identify the filing for which the offsetting fee was paid previously. Identify the previous filing by registration statement number, or the Form or Schedule and the date of its filing.

(1) Amount Previously Paid:

(2) Form, Schedule or Registration Statement No.:

(3) Filing Party:

(4) Date Filed:

NOTICE OF ANNUAL MEETING
OF STOCKHOLDERS




St. Louis, Missouri
December 7, 2012

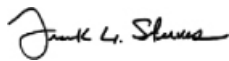
TO THE STOCKHOLDERS OF
EMERSON ELECTRIC CO.:

The Annual Meeting of the Stockholders of Emerson Electric Co. will be held at the office of the Company, 8000 West Florissant Avenue, St. Louis, Missouri 63136 on Tuesday, February 5, 2013, commencing at 10:00 a.m. Central Standard Time, at which meeting only holders of the common stock of record at the close of business on November 27, 2012 will be entitled to vote, for the following purposes:

1. To elect as directors the five Directors named in the attached proxy statement;
2. To hold an advisory vote to approve our executive compensation;
3. To ratify the appointment of KPMG LLP as our independent registered public accounting firm;
4. To approve an amendment to the Company's Restated Articles of Incorporation to declassify the Company's Board of Directors;
5. To vote upon the stockholder proposal described in the accompanying proxy statement if properly presented at the meeting; and
6. To transact such other and further business, if any, as lawfully may be brought before the meeting.

EMERSON ELECTRIC CO.

By 
Chairman of the Board and
Chief Executive Officer


Secretary

Even though you may plan to attend the meeting in person, please vote by telephone or the Internet, or execute the enclosed proxy card and mail it promptly. A return envelope (which requires no postage if mailed in the United States) is enclosed for your convenience. Telephone and Internet voting information is provided on your proxy card. Should you attend the meeting in person, you may revoke your proxy and vote in person.

IMPORTANT

Please note that a ticket is required for admission to the meeting. If you plan to attend in person and are a stockholder of record, please check the box on your proxy card and bring the tear-off admission ticket with you to the meeting. If your shares are held by someone else (such as a broker) please bring with you a letter from that firm or an account statement showing you were a beneficial holder on November 27, 2012.

Table of Contents

Table of Contents		Page
		Cover
<u>Notice of Annual Meeting of Stockholders</u>		3
I.	<u>Election of Directors</u>	3
	<u>Nominees and Continuing Directors</u>	3
	<u>Stock Ownership of Directors, Executive Officers and 5% Beneficial Owners</u>	6
	<u>Corporate Governance</u>	7
	<u>Board Leadership Structure and Role in Risk Oversight</u>	8
	<u>Director Independence</u>	8
	<u>Board of Directors and Committees</u>	10
	<u>Director Compensation</u>	12
	<u>Code of Ethics</u>	14
	<u>Compensation Committee Interlocks and Insider Participation</u>	14
	<u>Section 16(a) Beneficial Ownership Reporting Compliance</u>	14
	<u>Report of the Audit Committee</u>	14
	<u>Fees Paid to KPMG LLP</u>	15
II.	<u>Advisory Vote on Executive Compensation</u>	16
III.	<u>Executive Compensation</u>	17
	<u>Compensation Discussion and Analysis</u>	17
	<u>Compensation Committee Report</u>	31
	<u>Summary Compensation Table</u>	32
	<u>Grants of Plan-Based Awards</u>	34
	<u>Outstanding Equity Awards at Fiscal Year-End</u>	35
	<u>Option Exercises and Stock Vested</u>	37
	<u>Pension Benefits</u>	37
	<u>Nonqualified Deferred Compensation</u>	39
	<u>Potential Payments Upon Termination or Change of Control</u>	40
IV.	<u>Ratification of Independent Registered Public Accounting Firm</u>	45
V.	<u>Amendment to the Company's Restated Articles of Incorporation to Declassify the Company's Board of Directors</u>	46
VI.	<u>Stockholder Proposal on Sustainability Reporting</u>	46
VII.	<u>Voting</u>	48
VIII.	<u>Stockholders' Proposals</u>	49
IX.	<u>Miscellaneous</u>	49
Appendix A		
	<u>Emerson Director Independence Standards</u>	A-1
Appendix B		
	<u>Amendment to Restated Articles of Incorporation of Emerson Electric Co.</u>	B-1

**EMERSON ELECTRIC CO.
8000 WEST FLORISSANT AVENUE, ST. LOUIS, MISSOURI 63136
PROXY STATEMENT
FOR ANNUAL MEETING OF STOCKHOLDERS TO BE HELD FEBRUARY 5, 2013**

This proxy statement is furnished to the stockholders of Emerson Electric Co. in connection with the solicitation of proxies for use at the Annual Meeting of Stockholders to be held at 10:00 a.m. Central Standard Time on February 5, 2013 at the office of the Company, 8000 West Florissant Avenue, St. Louis, Missouri 63136 and at all adjournments thereof, for the purposes set forth in the accompanying Notice of Annual Meeting of Stockholders. This proxy statement and the enclosed form of proxy are first being sent to stockholders on or about December 7, 2012. A copy of the Company's Annual Report to Stockholders for the fiscal year ended September 30, 2012 accompanies this proxy statement.

If you plan to attend and have a disability which requires accommodation at the meeting, please call 314-553-2197. Requests must be received by January 15, 2013. If you have questions regarding admission or directions to the Annual Meeting of Stockholders, please call 314-553-2197.

Stockholders can simplify their voting and save Emerson expense by voting by telephone or by Internet. If you vote by telephone or Internet, you need not mail back your proxy card. Telephone and Internet voting information is provided on your proxy card. A Control Number, located on the proxy card, is designed to verify your identity and allow you to vote your shares and confirm that your voting instructions have been properly recorded.

If your shares are held in the name of a bank or broker, follow the voting instructions on the form you receive from that firm. The availability of telephone or Internet voting will depend on that firm's voting processes. If you choose not to vote by telephone or Internet, please return your proxy card, properly signed, and the shares represented will be voted in accordance with your directions. You can specify your choices by marking the appropriate boxes on the proxy card. If your proxy card is signed and returned without specifying choices, the shares will be voted FOR the nominees for Director in Proposal 1, FOR the approval of the Company's executive compensation in Proposal 2, FOR the ratification of the appointment of KPMG LLP as our independent registered public accounting firm in Proposal 3, FOR an amendment to the Company's Restated Articles of Incorporation to declassify the Company's Board of Directors in Proposal 4, and AGAINST the stockholder proposal in Proposal 5, and will otherwise be voted in the discretion of the proxies. The Company knows of no reason why any of the nominees for Director named herein would be unable to serve. In the event, however, that any nominee named should, prior to the election, become unable to serve as a Director, your proxy (unless designated to the contrary) will be voted for such other person or persons as the Board of Directors of the Company may recommend.

You may revoke your proxy at any time before it is voted (in the case of proxy cards) by giving notice to the Secretary of the Company or by executing and mailing a later-dated proxy. To revoke a proxy given, or change your vote cast, by telephone or Internet, you must do so by telephone or Internet, respectively (following the directions on your proxy card), by 11:59 p.m. Eastern Standard Time on February 4, 2013.

The close of business on November 27, 2012 was fixed by the Board of Directors as the record date for the determination of stockholders entitled to vote at the Annual Meeting of Stockholders. As of the record date, there were outstanding and entitled to be voted at such meeting [] shares of our common stock, par value \$0.50 per share. The holders of the common stock will be entitled on each matter to one vote for each share of common stock held of record on the record date. There is no cumulative voting with respect to the election of Directors.

This proxy is solicited by the Board of Directors of the Company. The solicitation will be by mail and the expense thereof will be paid by the Company. The Company has retained Morrow & Co., LLC to assist in the solicitation of proxies at an estimated cost of \$12,500 plus expenses. In addition, solicitation of proxies may be made by additional mailings, electronic mail, telephone or in person by Directors, officers or regular employees of the Company.

Important Notice Regarding the Availability of Proxy Materials for the Annual Meeting of Stockholders To Be Held on February 5, 2013. This proxy statement, form of proxy and our Annual Report to Stockholders are available at www.proxyvote.com. You will need to input the Control Number, located on the proxy card, when accessing these documents.

[Table of Contents](#)

I. ELECTION OF DIRECTORS

Nominees and Continuing Directors

The Board of Directors is divided into three classes, with the terms of office of each class ending in successive years. Five Directors of the Company are to be elected for terms ending at the Annual Meetings specified below, or until their respective successors have been elected and have qualified. Certain information with respect to the nominees for election as Directors proposed by the Company, as well as the other Directors whose terms of office as Directors will continue after the Annual Meeting, is set forth below, including directorships held by each nominee at other public companies in the last five years and additional information regarding each nominee's specific experience, qualifications, attributes and skills that led the Board to conclude that he or she should serve as a Director. All of the nominees meet the Board membership criteria described on page 11 under "Nomination Process." **The Board of Directors unanimously recommends a vote "FOR" each nominee indicated below.**

<div>Name, Age, Principal Occupation or Position, Other Directorships</div> <div>Served as Director Since</div>	
<div>NOMINEES FOR TERMS ENDING IN 2016</div>	
<div>C. A. H. Boersig, 64</div> <div>Retired Chairman of the Supervisory Board of Deutsche Bank AG, a global investment bank</div> <div>He is also a Member of the Supervisory Board of Daimler AG, Linde AG, and Bayer AG, and a former Member of the Supervisory Boards of Lufthansa AG and Heidelberger Druckmaschinen AG.</div> <div>Dr. Boersig's qualifications to serve on the Board include his service as Chairman of the Supervisory Board of Deutsche Bank AG and his leadership, financial and international experience as a member of the Supervisory Boards and various Board committees of Bayer AG, Daimler AG and Linde AG; former member of the Management Boards of Deutsche Bank and RWE AG; former Chief Financial Officer and Chief Risk Officer of Deutsche Bank; and former Chief Financial Officer of RWE.</div>	2009
<div>J. B. Bolten, 58</div> <div>Co-Founder and Managing Director of Rock Creek Global Advisors, LLC, an international advisory firm</div> <div>He is also a Member of the International Advisory Board of BP plc.</div> <div>Mr. Bolten's qualifications to serve on the Board also include his financial, leadership, and governmental experience as former White House Chief of Staff to President George W. Bush; former Director of the Office of Management and Budget; former White House Deputy Chief of Staff; former General Counsel to the U.S. Trade Representative; and former Chief Trade Counsel to the U.S. Senate Finance Committee, and experience on the Boards of the U.S. Holocaust Memorial Museum, the ONE Campaign and the Clinton Bush Haiti Fund.</div>	2012
<div>M. S. Levatich, 47</div> <div>President and Chief Operating Officer of Harley-Davidson Motor Company, Inc., a manufacturer of motorcycles and related products</div> <div>Mr. Levatich's qualifications to serve on the Board also include his extensive manufacturing, global marketing and management experience as a Harley-Davidson executive, including his service as former President and Managing Director of MV Agusta Motor S.p.A., a subsidiary of Harley-Davidson, Inc.; and as former Vice President and General Manager, Parts & Accessories and Custom Vehicle Operations of Harley-Davidson, Inc.</div>	2012
<div>R. L. Stephenson, 52</div> <div>Chairman, Chief Executive Officer and President of AT&T Inc., telecommunications provider</div> <div>Mr. Stephenson's qualifications to serve on the Board also include his leadership, technology, operating and financial experience as former Chief Operating Officer and Chief Financial Officer of AT&T Inc.; and former Chief Operating Officer of SBC Communications Inc.</div>	2006

[Table of Contents](#)

Name, Age, Principal Occupation or Position, Other Directorships	Served as Director Since
NOMINEE FOR TERM ENDING IN 2014(1)	
<p>A. A. Busch III, 75 Retired Chairman of the Board of Anheuser-Busch Companies, Inc., brewery, container manufacturer and theme park operator</p> <p>He is also a former Director of AT&T Inc.</p> <p>Mr. Busch's qualifications to serve on the Board also include his leadership and international experience as former Chief Executive Officer and President of Anheuser-Busch Companies and broad experience as a director of large public companies.</p>	1985
TO CONTINUE IN OFFICE UNTIL 2015	
<p>C. Fernandez G., 46 Chairman and Chief Executive Officer of Grupo Modelo, S.A.B. de C.V., a brewery holding company</p> <p>He is also a Director of Grupo Televisa, S.A.B. and Grupo Financiero Santander México S.A.B. de C.V., and a former Director of Anheuser-Busch Companies, Inc.</p> <p>Mr. Fernandez's qualifications to serve on the Board also include his international, operating and marketing experience as former Chief Operating Officer of Grupo Modelo.</p>	2001
<p>A. F. Golden, 66 Partner of Davis Polk & Wardwell, lawyers</p> <p>Mr. Golden's qualifications to serve on the Board include his leadership, international and industry experience heading Davis Polk teams in private and governmental litigation; representing large multinational companies in corporate governance matters and acquisition-related transactions; counseling multinational companies on antitrust matters; and as a former member of his firm's Management Committee.</p>	2000
<p>W. R. Johnson, 63 Chairman, President and Chief Executive Officer of H. J. Heinz Company, a global packaged food manufacturer</p> <p>He is also a Director of United Parcel Service, Inc.</p> <p>Mr. Johnson's qualifications to serve on the Board also include his leadership, international, operating and marketing experience as former Senior Vice President of H. J. Heinz responsible for Heinz operations in the Asia-Pacific area; former Chief Operating Officer of H. J. Heinz; and former Vice President of Marketing for Heinz ketchup, foodservice and sauces.</p>	2008
TO CONTINUE IN OFFICE UNTIL 2014	
<p>D. N. Farr, 57 Chairman of the Board and Chief Executive Officer of Emerson</p> <p>He is also a Director of International Business Machines Corporation and a former Director of Delphi Corp.</p> <p>Mr. Farr's qualifications to serve on the Board also include his leadership, international and planning experience as former Chief Operating Officer of Emerson; former Executive Vice President and Business Leader, Emerson Process Management; former CEO of Astec International, a Hong Kong based Emerson subsidiary; former President, Ridge Tool Company subsidiary of Emerson; and former Vice President, Emerson Corporate Planning and Development.</p>	2000

Table of Contents

	<u>Name, Age, Principal Occupation or Position, Other Directorships</u>	<u>Served as Director Since</u>
H. Green, 51	Group Chief Executive Officer of Thomas Cook Group plc, a leisure travel company	2008
	She is also a Non-Executive Director of BAE Systems PLC.	
	Ms. Green's qualifications to serve on the Board also include her strategic business turnaround leadership experience, including efforts to harness the power of technology and the web, and the profitable transformation of Premier Farnell plc, a leading high service technology distributor where she served as Chief Executive Officer until June 2012. This experience is further complemented by her Non-Executive Directorship of BAE Systems plc and the global leadership experience gained on four continents for Arrow Electronics where she formerly held a number of executive positions, including President of Asia-Pacific, Head of Worldwide Marketing and Head of Global Strategy. She is also a former Managing Director of The Macro Group, a United Kingdom semiconductor distributor.	
C. A. Peters, 57	Senior Executive Vice President of Emerson	2000
	Mr. Peters' qualifications to serve on the Board also include his leadership, technology and planning experience as former Senior Vice President-Growth Programs of Emerson; former Vice President-Development and Technology of Emerson; former Vice President-Strategic Planning of Emerson; former President, Harris Calorific business unit of Emerson; and former Director of Strategic Planning of Emerson's Skil Corporation subsidiary.	
J. W. Prueher, 70	Admiral, U.S. Navy (Retired), and Former U.S. Ambassador to the People's Republic of China	2001
	He is also a Director of The New York Life Insurance Company, Amerigroup Corporation and Fluor Corporation. He is a former Director of Bank of America Corporation, Merrill Lynch & Co., Inc. and Dyncorp International, Inc.	
	Admiral Prueher's qualifications to serve on the Board also include extensive experience with strategic planning and leading large, complex organizations, his knowledge of and experience with the People's Republic of China, and his leadership, government and international experience as former Commander-in-Chief of the U.S. Pacific Command; former Commandant of the U.S. Naval Academy; and former professor and Schlesinger Chair at the University of Virginia, Miller Center.	
(1) Pursuant to the Company's Bylaws, a person may not stand for election or re-election as a Director after attaining the age of 72, provided that the Bylaws permit Mr. Busch to serve as a member of the Board for an additional one-year term ending at the Company's Annual Meeting on February 4, 2014.		
Each of the nominees and continuing Directors has had the same position or other executive positions with the same employer during the past five years, except as follows:		
— Mr. Farr served as President of Emerson from 2005 to 2010.		
— Dr. Boersig retired as Chairman of the Supervisory Board of Deutsche Bank AG in May 2012.		
— Mr. Bolten was a Visiting Professor at Princeton University's Woodrow School of Public and International Affairs from 2009 to 2011. Mr. Bolten also served as President George W. Bush's Chief of Staff from 2006 to 2009.		
— Prior to becoming Group Chief Executive Officer of Thomas Cook Group plc, Ms. Green was President, Chief Executive Officer and a Director of Premier Farnell plc from April 2006 to June 2012.		
— Mr. Levatich served as President and Managing Director of MV Agusta Motor S.p.A., a subsidiary of Harley-Davidson, Inc., from 2008 to 2009.		

[Table of Contents](#)

Stock Ownership of Directors, Executive Officers and 5% Beneficial Owners

The following table shows the number of shares of the Company's common stock that are beneficially owned by the Directors, by each of the named executive officers in the Summary Compensation Table, and by all Directors and executive officers as a group as of September 30, 2012. No person reflected in the table owns more than 0.5% of the outstanding shares of Emerson common stock. To the Company's knowledge, no person or group beneficially owns more than 5% of the Company's common stock.

<u>Name</u>	<u>Total Shares of Emerson Common Stock Beneficially Owned (1)(2)</u>
C. W. Ashmore(3)	337,406
C. A. H. Boersig	10,377
J. B. Bolten	2,409
A. A. Busch III(4)	246,387
F. J. Dellaquila(5)	298,625
D. N. Farr(6)	2,364,085
C. Fernandez G.	67,427
W. J. Galvin(7)(11)	1,139,790
A. F. Golden	40,955
H. Green	11,424
W. R. Johnson	13,917
M. S. Levatic	1,240
J. B. Menzer(12)	26,159
E. L. Monser	609,720
C. A. Peters(8)	927,809
J. W. Prueher	26,943
R. L. Ridgway(11)	35,647
F. L. Steeves	302,295
R. L. Stephenson	17,818
All Directors and Executive Officers as a group (20 persons)	6,572,706(9)(10)

- (1) Under rules of the Securities and Exchange Commission ("SEC"), persons who have power to vote or dispose of securities, either alone or jointly with others, are deemed to be the beneficial owners of such securities. Each person reflected in the table has both sole voting power and sole investment power with respect to the shares included in the table, except as described in the footnotes below and except for the following shares of restricted stock over which the person named has no investment power: Mr. Farr-440,000; Mr. Ashmore, Executive Vice President-Planning and Development-45,000; Mr. Dellaquila, Executive Vice President and Chief Financial Officer-45,000; Mr. Galvin, Vice Chairman and former Chief Financial Officer, who is not standing for re-election-160,000; Mr. Monser, President and Chief Operating Officer-65,000; Mr. Peters-65,000; Mr. Steeves, Executive Vice President, Secretary and General Counsel-25,000; Dr. Boersig-3,450; Mr. Bolten-2,409; Mr. Busch-2,409; Mr. Fernandez-25,527; Mr. Golden-25,915; Ms. Green-4,497; Mr. Johnson-11,732; Mr. Levatic-1,240; Adm. Prueher-24,727; Ms. Ridgway-2,409; Mr. Stephenson-16,025; and all Directors and executive officers as a group-985,340 shares. Also includes 6,927 restricted stock units held by each of Dr. Boersig and Ms. Green, over which they have no voting or investment power.
- (2) As required by SEC rules, includes the following shares which such persons have, or will have within 60 days after September 30, 2012, the right to acquire upon the exercise of employee stock options: Mr. Farr-592,953; Mr. Ashmore-196,666; Mr. Dellaquila-103,333; Mr. Galvin-483,333, including 160,520 held by The Galvin Family Trust (see footnote (7)); Mr. Monser-366,666; Mr. Peters-260,000; and Mr. Steeves-216,667. Also includes 6,927 restricted stock units held by each of Dr. Boersig and Ms. Green.

Table of Contents

- (3) Includes 98 shares held in the Emerson Directors' and Officers' Charitable Trust over which Mr. Ashmore exercises investment power but has no financial interest.
- (4) Includes 1,200 shares held by Mr. Busch as co-trustee of two trusts, as to which Mr. Busch shares voting and investment power and disclaims beneficial ownership.
- (5) Includes 16,912 shares held by the spouse and/or the child of Mr. Dellaquila. Includes 500 shares held in the Emerson Directors' and Officers' Charitable Trust over which Mr. Dellaquila exercises investment power but has no financial interest.
- (6) Includes 275,214 shares held by the spouse and/or children of Mr. Farr. Includes 7,401 shares held in the Emerson Directors' and Officers' Charitable Trust over which Mr. Farr exercises investment power but has no financial interest.
- (7) Includes 19,204 shares held by or in trust for the spouse and/or children of Mr. Galvin, of which Mr. Galvin disclaims beneficial ownership as to 19,204 shares. Includes 154,000 shares held by JGM Investors, LP, a limited partnership of which The Galvin Family Trust and Mr. Galvin's spouse are the general partners. The Galvin Family Trust is the controlling general partner of JGM Investors, LP. Mr. Galvin's children are the trustees of The Galvin Family Trust and Mr. Galvin's spouse and children are the beneficiaries. The Galvin Family Trust has a 99.9% limited partnership interest in JGM Investors, LP. Also includes 56,660 shares held by The Galvin Family Trust. Also includes 185,127 shares held by JGM Investors II, LP, a limited partnership, of which The Galvin Family Trust II has a 99.7% limited partnership interest and Mr. Galvin's children each have a 0.10% general partner interest. Mr. Galvin is the trustee of the Galvin Family Trust II and Mr. Galvin and his children are the beneficiaries. Mr. Galvin disclaims beneficial ownership in the shares held by JGM Investors, LP, The Galvin Family Trust, JGM Investors II, LP and The Galvin Family Trust II that are beneficially owned by his children.
- (8) Includes 446,150 shares pledged as security to a commercial bank. For a further discussion of Mr. Peters' pledged shares and Company policies with respect to pledging, see "Alignment with Stockholder Interests" on page 28.
- (9) Includes 2,254,284 shares of common stock which executive officers have, or will have within 60 days after September 30, 2012, the right to acquire upon exercise of employee stock options. Also includes 6,927 restricted stock units held by each of Dr. Boersig and Ms. Green. Shares owned as a group represent 0.90% of the outstanding common stock of the Company.
- (10) Includes 92,273 shares beneficially owned by one other executive officer of the Company, of which 20,000 shares are shares of common stock over which the other executive officer has no investment power and 34,666 are shares of common stock which the other executive officer has, or will have within 60 days after September 30, 2012, the right to acquire upon exercise of employee stock options.
- (11) Mr. Galvin is not standing for re-election in connection with his retirement from the Company effective February 5, 2013. Ms. Ridgway is not standing for re-election pursuant to the requirements in the Company's Bylaws that a person not stand for election or re-election after the age of 72.
- (12) Mr. Menzer resigned from the Board of Directors effective September 30, 2012 for health reasons.

Corporate Governance

The Company's Corporate Governance Principles and Practices and the charters of all Board committees are available on the Company's website at www.Emerson.com, Investor Relations, Corporate Governance. The foregoing documents are available in print to stockholders upon written request delivered to Emerson Electric Co., 8000 West Florissant Avenue, St. Louis, Missouri 63136, Attn: Secretary.

There were eleven meetings of the Board of Directors during fiscal 2012. All of the Directors attended at least 75% of the meetings of the Board and committees on which they served. Directors are strongly encouraged to attend the Annual Meeting of Stockholders unless extenuating circumstances prevent them from attending, although the Company has no formal, written policy requiring such attendance. In 2012, all of the Directors attended the Annual Meeting of Stockholders.

The Board of Directors has appointed a Discussion Leader who chairs regularly scheduled meetings of non-management Directors, as provided in the Company's Corporate Governance Principles and Practices. The Discussion Leader position rotates annually among the Chairs of each of the independent Board committees.

Stockholders and other interested persons may contact the Discussion Leader in writing c/o Emerson Electric Co., 8000 West Florissant Avenue, St. Louis, Missouri 63136, Attn: Secretary. All such letters will be forwarded promptly to the Discussion Leader.

[Table of Contents](#)

Stockholders may communicate with any of our Directors by sending a letter to the Director, c/o Emerson Electric Co., 8000 West Florissant Avenue, St. Louis, Missouri 63136, Attn: Secretary. All such letters will be forwarded promptly to the relevant Director.

Board Leadership Structure and Role in Risk Oversight

The Board believes that it should have the flexibility to make the determination of whether the same person should serve as both the Chief Executive Officer and Chairman of the Board at any given point in time, or if the roles should be separate. The Company has in the past combined the functions of Chairman of the Board with those of the Chief Executive Officer and has also separated those positions. The Board bases this determination on the way that it believes is best to provide appropriate leadership for the Company at the time. The Board believes that its current leadership structure, with Mr. Farr serving as both Chief Executive Officer and as Chairman of the Board, as well as Chair of our Executive Committee, is appropriate given Mr. Farr's past success and extensive experience serving in these roles, the efficiencies of having the Chief Executive Officer also serve in the role of Chairman, the Company's strong corporate governance structure and the Company's financial success under Mr. Farr's leadership. As a result, our Bylaws currently require that our Chairman shall also be our Chief Executive Officer. The Board has not found it necessary to designate a "Lead Director" from among the non-management Directors. However, as discussed above, the Board does have an annual rotation of independent Directors who serve as Discussion Leaders to preside at meetings of non-management Directors. The Chairman and Chief Executive Officer consults periodically with the Discussion Leader and the Chairs of our other Board committees, all of whom are independent, on Board matters and on issues facing the Company. In addition, the Discussion Leader presides at an executive session of non-management Directors at each regularly scheduled Board meeting.

The Board as a whole has responsibility for the oversight of the Company's risk management process. This process is designed to provide to the Board timely visibility about the identification, assessment and management of critical risks. The Audit Committee assists the Board by annually reviewing and discussing with management this process and its functionality. The areas of critical risk include strategic, operational, compliance, environmental and financial risks. The full Board, or the appropriate committee, receives this information through updates from the appropriate members of management to enable it to understand and monitor the Company's risk management process. Information brought to the attention of the committees can then be shared with the full Board, as appropriate.

Director Independence

The Board of Directors has determined that the following of its members are independent, as that term is defined under the general independence standards in the listing standards of the New York Stock Exchange: C. A. H. Boersig, J. B. Bolten, A. A. Busch III, C. Fernandez G., A. F. Golden, H. Green, W. R. Johnson, M. S. Levatich, J. W. Prueher, R. L. Ridgway and R. L. Stephenson. J. B. Menzer resigned from the Board of Directors effective September 30, 2012. During his term on the Board he was determined to be an independent Director. R. L. Ridgway will not be standing for re-election. All Directors identified as independent in this proxy statement meet the categorical standards adopted by the Board to assist it in making determinations of Director independence. A copy of these standards appears under the caption "Emerson Director Independence Standards" in Appendix A attached to this proxy statement and is available on the Company's website at www.Emerson.com, Investor Relations, Corporate Governance.

In the course of the Board's determination regarding independence of each non-management Director, it considered any transactions, relationships and arrangements as required by the Company's independence standards. In particular, with respect to each of the three most recently completed fiscal years, the Board considered for:

- Each of Messrs. Fernandez, Johnson, Levatich and Stephenson and Ms. Green, the annual amount of sales to Emerson by the company which the Director serves or served as an executive officer, and purchases by that company from Emerson, and determined that in each case the amounts of such sales and purchases were less than 0.1% of such other company's annual revenues (except in the case of Premier Farnell for Ms. Green for which the sales to Premier Farnell were less than 0.7% of annual revenues) and therefore were well below the threshold set in the Emerson Director Independence Standards.
- Dr. Boersig, the annual amount of compensation earned by the bank of which he was a director from business with Emerson, and sales by Emerson to such bank, and determined that the amounts of such compensation and sales were less than 0.002% of such bank's annual revenues and therefore were well below the threshold set in the Emerson Director Independence Standards.

[Table of Contents](#)

- Mr. Stephenson, the immediate family member who was employed by our independent registered public accounting firm was not a partner of such firm and did not participate in the audit of Emerson or provide any other services to Emerson.
- Mr. Prueher, the annual amount of sales to Emerson by the company which one of his immediate family members serves or served as an executive officer, and purchases by that company from Emerson, and determined that the amounts of such sales and purchases were less than 0.1% of such company's annual revenues and therefore were well below the threshold set in the Emerson Director Independence Standards.
- Mr. Golden, the annual amount paid by Emerson to the law firm of which he is a partner, and determined that the amount of such payments was less than 0.2% of such firm's annual revenues and therefore was well below the threshold set in the Emerson Director Independence Standards.
- Each of Messrs. Boersig, Bolten, Fernandez, Golden, Levatich, Prueher and Stephenson and Ms. Green and Ms. Ridgway, the annual amount of contributions by Emerson, if any, to charitable organizations for which the Director served as a director, officer or trustee, and determined that such contributions, if any, were immaterial (except in the case of a contribution to a charity affiliated with Mr. Stephenson which was less than \$500,000 and represented only approximately 0.3% of the charity's annual revenues) and therefore were well below the threshold set in the Emerson Director Independence Standards.

Review, Approval or Ratification of Transactions with Related Persons

We review all transactions and relationships in which the Company and any of our Directors, nominees for Director or executive officers, or any of their immediate family members, are participants, so as to determine whether any of these individuals have a direct or indirect material interest in any such transaction. We have developed and implemented processes and controls to obtain information from the Directors and executive officers about related person transactions, and for then determining, based on the facts and circumstances, whether a related person has a direct or indirect material interest in any such transaction. Transactions that are determined to be directly or indirectly material to a related person are disclosed as required.

Pursuant to these processes, all Directors and executive officers annually complete, sign and submit a Director and Executive Officer Questionnaire and a Conflict of Interest Questionnaire that are designed to identify related person transactions and both actual and potential conflicts of interest. We also make appropriate inquiries as to the nature and extent of business that the Company conducts with other companies for whom any of our Directors or executive officers also serve as directors or executive officers. Under the Company's Code of Business Ethics, if an actual or potential conflict of interest affects an executive officer, he or she is required to immediately disclose all the relevant facts and circumstances to the Company's Ethics Committee. If the Ethics Committee determines that there is a conflict, it will refer the matter to the Board of Directors, which will review the matter to make a final determination as to whether a conflict exists, and, if so, how the conflict should be resolved. If an actual or potential conflict of interest affects a Director, he or she is required to immediately disclose all the relevant facts and circumstances to the Board of Directors, which likewise will review the matter to make a final determination as to whether a conflict exists, and, if so, how it should be resolved.

The Company has a written Code of Business Ethics applicable to all Directors and executive officers of the Company that prohibits Directors and executive officers from entering into transactions, or having any relationships, that would result in a conflict of interest with the interests of the Company. Waivers of the Code of Business Ethics for Directors and executive officers may only be granted by the Board of Directors. The Code of Business Ethics can be found on the Company's website at www.Emerson.com, Investor Relations, Corporate Governance.

Certain Business Relationships and Related Party Transactions

Based on the review described above, there were no transactions from October 1, 2011 through the date of this proxy statement, and there are no currently proposed transactions, in which the Company was or is to be a participant, in which the amount involved exceeded \$120,000 and in which any of the Company's Directors or executive officers or any of their immediate family members, or any beneficial holder of more than 5% of our common stock, either had or will have a direct or indirect material interest.

[Table of Contents](#)

Board of Directors and Committees

The members of the Board are elected to various committees. The standing committees of the Board (and the respective Chairs) are: Executive Committee (Farr), Audit Committee (Busch), Compensation Committee (Stephenson), Corporate Governance and Nominating Committee (Ridgway) and Finance Committee (Boersig).

Audit Committee

The Audit Committee met four times in fiscal 2012. The members of the Audit Committee are A. A. Busch III, Chair, J. B. Bolten, H. Green and R. L. Ridgway, all of whom are independent. The functions of the Audit Committee are described under “Report of the Audit Committee” at page 14 below. The Board has determined that all of the Audit Committee members are independent, as that term is defined under the enhanced independence standards for audit committee members in the Securities Exchange Act of 1934 (the “Exchange Act”) and rules thereunder, as incorporated into the listing standards of the New York Stock Exchange. The Board has also determined that H. Green is an Audit Committee Financial Expert as that term is defined in the rules issued pursuant to the Sarbanes-Oxley Act of 2002. See the “Report of the Audit Committee” at page 14 below.

Compensation Committee

The Compensation Committee met five times in fiscal 2012. The Compensation Committee Charter requires that the Committee be comprised of at least three Directors. The current Compensation Committee members are R. L. Stephenson, Chair, C. A. H. Boersig, W. R. Johnson, M. S. Levatich and J. W. Prueher. The Board has determined that, as required by the Committee Charter, each of the members of the Compensation Committee meets applicable independence requirements, including those of the New York Stock Exchange, and qualifies as an “outside director” under Section 162(m) of the Internal Revenue Code and as a “non-employee director” under Rule 16b-3 of the Exchange Act.

The Compensation Committee discharges the Board’s responsibilities relating to compensation of the Company’s executives and produces the Committee’s report on executive compensation included in the Company’s annual proxy statement. Among other things, the Committee (1) approves corporate goals and objectives relevant to Chief Executive Officer compensation, evaluates CEO performance and reviews and sets his compensation; (2) approves elements of compensation and oversees the evaluation process for all officers; (3) oversees the Company’s equity incentive plans and the adoption, amendment or termination of benefit plans; and (4) monitors and keeps current the Senior Management Succession Plan.

The Compensation Committee operates under a written charter that details the scope of authority, composition and procedures of the Committee. The Committee may, when appropriate in its discretion, delegate authority with respect to specific matters to one or more members, provided that all decisions of any such members are presented to the full Committee at its next scheduled meeting. For a discussion of delegations of authority the Committee has made to the Chief Executive Officer, see “Equity Compensation Grant Practices” at page 30 below. The Committee reports to the Board of Directors regularly, reviews and reassesses the adequacy of its Charter at least annually and conducts an annual evaluation of its performance.

For fiscal 2012, the Compensation Committee reviewed management’s process for assessing risk in the Company’s compensation programs for its employees, including the Company’s executive compensation program and practices. The Committee also reviewed management’s longstanding internal process and controls for compensation programs for employees who do not participate in the executive compensation program. The Committee accepted the result of these reviews that our compensation programs do not create risks that are reasonably likely to have a material adverse effect on our business. Please see “Alignment with Stockholder Interests” on page 28 for additional information.

Role of Executive Officers and the Compensation Consultant

Executive Officers

As described in “Compensation Discussion and Analysis — Setting Total Compensation” on page 20, our Chief Executive Officer reviews recommendations of management and makes recommendations to the Committee regarding total compensation to be paid to the Company’s executive officers other than himself. Management also develops and presents to the Committee recommendations for the design of compensation programs.

The Committee has unrestricted access to management. It may also request the participation of management or the Committee’s independent consultant at any meeting or executive session. Committee meetings are regularly attended by the

[Table of Contents](#)

Chief Executive Officer, except for executive sessions and discussions of his own compensation, by the Vice President-Executive Compensation, who leads some of the discussions regarding the Company's compensation programs, and the Committee's independent consultant. The Committee regularly reports to the Board on compensation matters and annually reviews the Chief Executive Officer's compensation with the Board in executive session of non-management Directors only.

Compensation Consultant

The Committee has sole discretion, at Company expense, to retain and terminate independent advisors, including sole authority to approve the fees and retention terms for such advisors, if it shall determine the services of such advisors to be necessary or appropriate. Any Committee member may request the participation of independent advisors at any meeting. Management engages Frederic W. Cook & Co., Inc. to assist the Company in its executive compensation program design and competitive pay analysis. The Committee reviews this information in determining compensation for the named executive officers. Since fiscal 2011, the Committee has engaged Exequity LLP ("Exequity") as its independent consultant. Exequity reports directly to the Committee and performs services as directed by the Committee. In 2012, Exequity reviewed our comparator group companies, the market competitiveness of the compensation of our Chief Executive Officer and the other named executive officers, and the 2013 performance shares program design and award levels. Exequity does not provide any other services to the Company. See also "Competitive Market Pay Information and Philosophy" on page 19.

Corporate Governance and Nominating Committee

The Corporate Governance and Nominating Committee met six times in fiscal 2012. The members of the Committee are R. L. Ridgway, Chair, J. B. Bolten, C. Fernandez G., H. Green and R. L. Stephenson, all of whom are independent. The Corporate Governance and Nominating Committee reviews the Company's corporate governance matters and principles and independence standards; oversees the annual self-evaluation by the Board and its committees; discharges the Board's responsibilities related to compensation of Directors; identifies and evaluates individuals for Board and committee membership and Chairs; makes recommendations to the Board concerning the selection of Director nominees; makes recommendations as to the size and composition of the Board and its committees; and approves and/or reviews the Company's conflict of interest policies, codes of ethics, political activities and compliance with laws and regulations, and oversees management's implementation thereof. For a description of the process used by the Committee in evaluating and recommending Director nominees, see "Nomination Process" below.

Nomination Process

The Corporate Governance and Nominating Committee regularly reviews the appropriate size and composition of the Board and anticipates future vacancies and needs of the Board. In the event the Committee recommends an increase in the size of the Board or a vacancy occurs, the Committee may consider nominees submitted by several sources, including current Board members, management of the Company, director search firms, stockholders or other persons.

In evaluating possible Director nominees, the Committee considers the knowledge, experience, integrity and judgment of possible candidates, their potential contribution to the diversity of backgrounds, experience and skills of the Board, and their ability to devote sufficient time and effort to their duties as Directors. The Company's Statement of Corporate Governance Principles and Practices sets forth the minimum qualifications for Director nominees which include, among other criteria determined by the Board, senior management experience in business, government and/or other relevant organizations. Important experience includes the field of manufacturing, international exposure and Board membership with major organizations. Pursuant to the Company's Bylaws, a Director may not stand for election or re-election as a Director after attaining the age of 72, provided that the Bylaws permit Mr. Busch to serve as a member of the Board for an additional one-year term ending at the Company's Annual Meeting on February 4, 2014.

It is the policy of the Company to seek the most qualified candidates for Board membership without regard to race, gender, national origin, religion, disability, age or sexual orientation. The Company does seek a diversity of viewpoints to better understand the technical, economic, political and social environments in which it operates. This policy is implemented by using existing Board members and outside agencies to actively seek qualified candidates. The Company's success in seeking a diversity of viewpoints is measured by the range of viewpoints represented on the Company's Board.

The Committee evaluates Director nominees at regular or special Committee meetings pursuant to the criteria described above and reviews qualified Director nominees with the Board. The Committee evaluates candidates that meet the Director criteria,

[Table of Contents](#)

and the Committee selects nominees that best suit the Board's current needs and recommends one or more of such individuals for election to the Board. Messrs. Bolten and Levatich, who are standing for election to the Board for the first time, were recommended to the Committee by, in the case of Mr. Bolten, the then Chair of the Corporate Governance and Nominating Committee and the Chairman and Chief Executive Officer and, in the case of Mr. Levatich, by an outside search firm and the Chairman and Chief Executive Officer. From time to time, the Company retains an independent search firm to assist the Committee in identifying potential candidates for Board membership and in evaluating their qualifications and availability.

The Committee will consider candidates recommended by stockholders, provided the names of such persons, accompanied by relevant biographical information, are properly submitted in writing to the Secretary of the Company in accordance with the manner described for stockholder nominations in "VIII. Stockholders' Proposals" at page 49 below. The Secretary will send properly submitted stockholder recommendations to the Committee. Individuals recommended by stockholders in accordance with these procedures will receive the same consideration received by individuals identified to the Committee through other means. The Committee also may, in its discretion, consider candidates otherwise recommended by stockholders without accompanying biographical information, if submitted in writing to the Secretary.

In addition, the Company's Bylaws permit stockholders to nominate Directors at an annual meeting of stockholders or at a special meeting at which Directors are to be elected in accordance with the notice of meeting. The procedures for making such nominations are discussed in "VIII. Stockholders' Proposals" at page 49 below.

Processes and Procedures for Determination of Director Compensation

The Corporate Governance and Nominating Committee annually reviews compensation of the Company's Directors, as well as the Company's compensation practices for Directors, and makes recommendations to the Board regarding these matters. The Board makes the final determinations as to Director compensation and compensation practices.

To assist the Committee in performing these duties, Company management periodically engages an outside consultant to prepare a study of outside director compensation trends and best practices in the competitive market, and to make recommendations as to the compensation of the Company's non-management Directors. Management presents these recommendations to the Committee for its consideration. Frederic W. Cook & Co. was engaged to prepare this study for fiscal 2012.

Director Compensation

Directors who are employees of the Company do not receive any compensation for service as Directors. Each non-management Director is currently paid an annual retainer, a portion of which is paid in cash and a portion of which is paid in restricted stock and/or restricted stock units, and fees of \$1,500 plus expenses for attendance at each Board meeting. In fiscal 2012, the cash portion of the annual retainer, which is paid on a monthly basis, was \$80,000. The amount of the annual retainer paid in restricted stock and/or restricted stock units each year is determined by or upon the recommendation of the Corporate Governance and Nominating Committee. For fiscal 2012, non-management Directors received \$125,000 in restricted stock or restricted stock units. See footnote (2) to the Director Compensation table below.

The restricted stock and restricted stock unit awards generally do not vest and the stock cannot be sold until the last day of a Director's term after the age of 72 or earlier death, disability or a change of control of the Company. If a Director's tenure on the Board ends for any other reason, the vesting of the award is in the discretion of the Committee. If the restrictions on the awards do not lapse, such awards will be forfeited to the Company. As a result of these restrictions, the amount of restricted stock held by a Director generally reflects the length of time that a Director has served on the Board. Non-management Directors receive dividends with respect to restricted stock and dividend equivalents with respect to restricted stock units. Dividend equivalents may be paid out regularly or deferred until final settlement, with interest compounding quarterly at a rate determined by the Committee, but in any event no greater than 120% of the applicable federal long-term rate. Restricted stock awards are entitled to voting rights; restricted stock units are not.

In fiscal 2012, each committee Chair was paid an annual retainer of \$15,000, except for the Chair of the Audit Committee who was paid an annual retainer of \$20,000, and each committee member was paid \$1,500 plus expenses for attendance at each committee meeting.

Directors may elect to defer all or a part of their cash compensation under the Company's Deferred Compensation Plan for Non-Employee Directors. Under the plan, which has existed since 1982, such deferred amounts are credited with interest quarterly at the prime rate charged by Bank of America, N.A. Under the rules of the SEC, interest on deferred compensation is considered above-market only if the rate of interest exceeds 120% of the applicable federal long-term rate. During fiscal

[Table of Contents](#)

2012, the Bank of America prime rate was 3.25%, while 120% of the applicable federal long-term rate ranged from 3.11% to 4.12%. A. A. Busch III, A. F. Golden and R. L. Stephenson currently participate in this deferral program. The amount of earnings on deferred compensation for each of these Directors that is considered above-market is set forth in footnote (4) to the Director Compensation table. All deferred amounts are payable only in cash.

Directors who assumed office prior to June 4, 2002 were eligible for the Company's Continuing Compensation Plan for Non-Management Directors. Because each eligible Director has served at least ten years, he or she will, after the later of termination of service as a Director or age 72, receive for life an amount equal to the annual \$30,000 cash retainer for non-management Directors in effect on June 4, 2002. In the event that service as a covered Director terminates because of death, the benefit will be paid to the surviving spouse for five years. Amounts relating to the aggregate change in the actuarial present value of the accumulated benefit for fiscal year 2012 pursuant to the Company's Continuing Compensation Plan for Non-Management Directors are set forth in the Director Compensation table.

As part of the Company's overall charitable contributions practice, the Company may, in the sole and absolute discretion of the Board and its committees, make a charitable contribution in the names of Emerson and a Director upon his or her retirement from the Board (as determined by the Board and its committees), taking into account such Director's tenure on the Board, his or her accomplishments and service on the Board, and other relevant factors.

The table below sets forth amounts for non-management Director compensation for fiscal 2012.

Director Compensation

Name(1)	Fees Earned or Paid in Cash (\$)	Stock Awards \$(2)(3)	Change in Pension Value and Nonqualified Deferred Compensation Earnings \$(4)	All Other Compensation \$(5)	Total (\$)
C. A. H. Boersig	125,000	124,967	—	—	249,967
J. B. Boltan	69,833	124,967	—	—	194,800
A. A. Busch III	128,500	124,967	14,512	—	267,979
C. Fernandez G.	99,500	124,967	29,000	10,000	263,467
A. F. Golden	106,500	124,967	39,178	10,000	280,645
H. Green	111,500	124,967	—	—	236,467
W. R. Johnson	104,000	124,967	—	—	228,967
M. S. Levatich	13,333	62,496	—	10,000	85,829
J. B. Menzer(6)	96,500	124,967	—	—	221,467
J. W. Prueher	110,000	124,967	36,000	—	270,967
R. L. Ridgway(7)	124,000	124,967	6,000	9,620	264,587
R. L. Stephenson	125,000	124,967	1,082	—	251,049

- (1) Messrs. D. N. Farr, W. J. Galvin and C. A. Peters are named executive officers who are also Directors and their compensation is set forth in the Summary Compensation Table and related tables. They did not receive any additional compensation for their service as Directors.
- (2) In fiscal 2012, the Directors in office on February 7, 2012 were awarded 2,409 shares of restricted stock, or restricted stock units in the cases of Dr. Boersig and Ms. Green, with a total value of \$124,967 (\$125,000 divided by the grant date fair market value of Emerson stock, rounded down to the nearest whole share). Each amount constitutes the aggregate grant date fair value of restricted stock and restricted stock unit awards for fiscal 2012 calculated in accordance with FASB ASC Topic 718, which is also the dollar amount recognized for financial statement reporting purposes for fiscal 2012. Mr. Levatich was elected to the Board of Directors on August 7, 2012 and was awarded 1,240 shares of restricted stock upon his election representing a pro-rata amount of the annual award (\$62,500 divided by the grant date fair market value of Emerson stock, rounded down to the nearest whole share), with a total value of \$62,496.

Table of Contents

- (3) The total number of shares of restricted stock held by each of the non-management Directors at September 30, 2012 (the end of fiscal 2012) is as follows: C. A. H. Boersig-3,450; J. B. Bolten-2,409; A. A. Busch III-2,409; C. Fernandez G.-25,527; A. F. Golden-25,915; H. Green-4,497; W. R. Johnson-11,732; M. S. Levatich-1,240; J. W. Prueher-24,727; R. L. Ridgway-2,409; and R. L. Stephenson-16,025. In addition, C. A. H. Boersig and H. Green each hold 6,927 restricted stock units, which they received instead of restricted stock in fiscal 2010, 2011, and 2012 as provided in the Company's Restricted Stock Plan for Non-Management Directors. Mr. Menzer's 22,159 shares of restricted stock vested in connection with his resignation for health reasons.
- (4) Includes above-market earnings for fiscal 2012 on cash fees that a Director elected to defer as follows: A.A. Busch III-\$6,512; A. F. Golden-\$2,178; and R. L. Stephenson-\$1,082. Also includes amounts attributable to the aggregate change in the actuarial present value of the accumulated pension benefit for fiscal year 2012 pursuant to the Company's Continuing Compensation Plan for Non-Management Directors who assumed office prior to June 4, 2002 as follows: A. A. Busch III-\$8,000; C. Fernandez G.-\$29,000; A. F. Golden-\$37,000; J. W. Prueher-\$36,000; and R. L. Ridgway-\$6,000. The Company has eliminated its Continuing Compensation Plan for Non-Management Directors who assumed office on or after June 4, 2002. Non-management Directors continuing in office on that date who are not fully vested continue to vest in the plan. Please see the narrative above for more information.
- (5) Represents Company matching contributions under the Company's charitable matching gifts program which matches charitable gifts of up to \$10,000 for all employees and Directors of the Company.
- (6) Mr. Menzer resigned from Emerson's Board of Directors effective September 30, 2012 for health reasons after ten years of service to the Company.
- (7) Ms. Ridgway will not be standing for re-election.

Code of Ethics

The Company has adopted a Code of Ethics that applies to the Company's chief executive officer, chief financial officer, chief accounting officer, and controller; has posted such Code of Ethics on its website; and intends to satisfy the disclosure requirement under Item 5.05 of Form 8-K by posting such information on its website at www.Emerson.com, Investor Relations, Corporate Governance. The Company has adopted a Code of Business Ethics for Directors, officers and employees, which is available at the same location on the Company's website. Printed copies of the foregoing documents are available to stockholders upon written request delivered to Emerson Electric Co., 8000 West Florissant Avenue, St. Louis, Missouri 63136, Attn: Secretary.

Compensation Committee Interlocks and Insider Participation

The functions and members of the Compensation Committee are set forth above under "Board of Directors and Committees — Compensation Committee." All Committee members are independent and none of the Committee members has served as an officer or employee of the Company or a subsidiary of the Company. During fiscal 2012, no member of the Committee and no other Director was an executive officer of another company on whose compensation committee or board any of our executive officers served.

Section 16(a) Beneficial Ownership Reporting Compliance

The Company's Directors and executive officers are required, pursuant to Section 16(a) of the Exchange Act, to file statements of beneficial ownership and changes in beneficial ownership of common stock of the Company with the SEC and the New York Stock Exchange, and to furnish copies of such statements to the Company. Based solely on a review of the copies of such statements furnished to the Company and written representations that no other such statements were required, the Company believes that during fiscal year 2012 its Directors and executive officers complied with all such requirements.

Report of the Audit Committee

The Audit Committee assists the Board in providing oversight of the systems and procedures relating to the integrity of the Company's financial statements, the Company's financial reporting process, its systems of internal accounting and financial controls, the internal audit process, risk management, the annual independent audit process of the Company's annual financial statements, the Company's compliance with legal and regulatory requirements and the qualification, independence and performance of the Company's independent registered public accounting firm. The Audit Committee reviews with management the Company's major financial risk exposures and the steps management has taken to monitor, mitigate and control such

[Table of Contents](#)

exposures. Management has the responsibility for the implementation of these activities. In fulfilling its oversight responsibilities, the Committee reviewed and discussed with management the audited financial statements in the Company's Annual Report on Form 10-K for the fiscal year ended September 30, 2012, including a discussion of the quality and the acceptability of the Company's financial reporting and controls.

The Company's independent registered public accounting firm is responsible for expressing an opinion on the conformity of those audited financial statements with U.S. generally accepted accounting principles and on the effectiveness of the Company's internal control over financial reporting. The Committee reviewed with the independent registered public accounting firm the firm's judgments as to the quality and the acceptability of the Company's financial reporting and such other matters as are required to be discussed with the Committee under auditing standards of the Public Company Accounting Oversight Board (United States) (PCAOB), including the matters required to be discussed by PCAOB Interim Auditing Standard AU Section 380, *Communication with Audit Committees*. In addition, the Committee has discussed with the independent registered public accounting firm the firm's independence from management and the Company, including the impact of non-audit-related services provided to the Company and the matters in the independent registered public accounting firm's written disclosures required by Rule 3526 of the PCAOB, as may be modified or supplemented.

The Committee also discussed with the Company's internal auditors and the independent registered public accounting firm in advance the overall scope and plans for their respective audits. The Committee meets regularly with the internal auditor and the independent registered public accounting firm, with and without management present, to discuss the results of their examinations, their evaluations of the Company's internal controls, and the overall quality of the Company's financial reporting.

In reliance on the reviews and discussions referred to above, the Committee recommended to the Board of Directors that the audited financial statements be included in the Company's Annual Report on Form 10-K for the fiscal year ended September 30, 2012 for filing with the Securities and Exchange Commission. The Committee also reappointed KPMG LLP as the Company's independent registered public accounting firm for fiscal 2013.

Audit Committee

A. A. Busch III, Chair
J. B. Bolten
H. Green
R. L. Ridgway

Fees Paid to KPMG LLP

The following are the fees of KPMG LLP, the Company's independent registered public accounting firm, for services rendered in 2011 and 2012 (\$ in millions):

	<u>2011</u>	<u>2012</u>
Audit Fees	\$27.6	\$29.0
Audit-Related Fees	1.3	1.9
Tax Fees	1.5	0.6
All Other Fees	0	0
Total KPMG LLP Fees	<u>\$30.4</u>	<u>\$31.5</u>

Audit Fees primarily represent the cost for the audit of the Company's annual financial statements, reviews of SEC Forms 10-Q and 10-K and statutory audit requirements at certain non-U.S. locations.

Audit-Related Fees are primarily related to acquisition and divestiture due diligence, audits of employee benefit plans and statutory filings.

Tax Fees are primarily related to tax compliance services, which represented \$0.6 million and \$1.2 million in 2012 and 2011, respectively. The remaining tax fees related to tax consulting services and represented \$0.0 million and \$0.3 million in 2012 and 2011, respectively.

The Audit Committee approved in advance all services provided by KPMG LLP. The Audit Committee's pre-approval policies and procedures are included within the Audit Committee Charter, which can be found on the Company's website at www.Emerson.com, Investor Relations, Corporate Governance.

II. ADVISORY VOTE ON EXECUTIVE COMPENSATION

At both the 2011 and 2012 Annual Meetings of Stockholders, more than 90% of the shares voted were cast in support of the Company's executive compensation program. Pursuant to Section 14A of the Exchange Act, our Board of Directors is again submitting a non-binding stockholder vote on our executive compensation as described in this proxy statement (commonly referred to as "say-on-pay"). We plan to hold this vote annually.

We encourage stockholders to review the Compensation Discussion and Analysis on pages 17 to 30. Emerson's long and consistent value creation over time is attributable to a proven, rigorously-applied management process implemented over the years by successive teams of talented and committed executives. The Company's executive compensation program, the core of which is substantially unchanged since 1977, underpins and reinforces this process and the performance it generates, including 56 consecutive years of increased dividends.

We believe the program strikes the appropriate balance between utilizing responsible, measured pay practices and effectively incentivizing our executives to dedicate themselves fully to value creation for our stockholders. This balance is evidenced by the following:

- We provide a significant part of executive compensation in performance based incentives, including primarily performance shares. Payouts of performance shares are based on achievement of financial objectives over four years.
- We have three-year (not annual) award cycles for performance shares, three-year award and vesting cycles for stock options, and no set cycle for restricted stock awards (selectively granted), which cliff vest after three to ten years (no pro rata vesting).
- Our program allows us to respond to adverse economic conditions. For example, in 2009 we reduced both base salaries and bonuses of the named executive officers.
- We do not provide tax gross-ups to our named executive officers.
- We have no employment, severance or golden parachute agreements with any of our named executive officers and therefore, no excise tax gross-ups.
- We require executives to enter into non-competition, non-solicitation and confidentiality agreements in all equity awards. We also have stock ownership guidelines and clawback and anti-hedging policies.

We regularly evaluate the individual elements of our compensation program in light of market conditions and governance requirements and make changes as appropriate for Emerson's business. For example, our Board and stockholders approved our 2011 Stock Option Plan during fiscal 2011, which added a provision for a "double" trigger for vesting following a change of control. We believe that the Company's executive compensation program continues to drive superior financial performance for the Company and its stockholders over the long term in a variety of business conditions.

The Company's solid financial results for fiscal 2012 (excluding the goodwill charge noted on page 17) in the face of significant challenges and the compensation decisions made by the Compensation Committee are described in the Compensation Discussion and Analysis on pages 17 to 30 and demonstrate the balance of our compensation program. We carefully consider any changes to the program so that we do not jeopardize its long record of success.

The Board strongly endorses the Company's executive compensation program and recommends that the stockholders vote in favor of the following resolution:

RESOLVED, that the stockholders approve the compensation of the Company's named executive officers as described in this proxy statement under "Executive Compensation", including the Compensation Discussion and Analysis and the tabular and narrative disclosure contained in this proxy statement.

Because the vote is advisory, it will not be binding upon the Board or the Compensation Committee and neither the Board nor the Compensation Committee will be required to take any action as a result of the outcome of the vote on this proposal. The Compensation Committee will carefully evaluate the outcome of the vote when considering future executive compensation arrangements. After our Annual Meeting on February 5, 2013, the next say-on-pay vote will occur at our next Annual Meeting scheduled to be held on February 4, 2014.

Board Recommendation. THE BOARD OF DIRECTORS UNANIMOUSLY RECOMMENDS A VOTE FOR THE APPROVAL OF THE COMPANY'S EXECUTIVE COMPENSATION.

III. EXECUTIVE COMPENSATION

Compensation Discussion and Analysis

Executive Summary of Fiscal Year 2012

Emerson is a performance-driven, financially focused company with a long track record of consistently delivering increased value to our stockholders. Our pay-for-performance executive compensation program is an integral part of our consistent and rigorous management process. We believe it has effectively motivated and rewarded Emerson executives to meet the challenges of recessions, inflationary periods, technological revolutions, and intense global competition, and continues to do so today.

Fiscal 2012 was a solid year for Emerson, despite the supply chain disruption and resulting impact on sales early in the year due to flooding in Thailand, the global economic slowdown and continued economic uncertainty:

- Net sales were \$24.4 billion, an increase of one percent from fiscal 2011 net sales of \$24.2 billion, as the Company aggressively took the necessary actions to recover sales impacted by the Thailand flooding.
- Record gross profit margin of 40.0 percent, with increasing margins over the course of the year.
- Earnings per share of \$2.67, including a non-cash goodwill impairment charge of \$0.72 per share.
- Operating cash flow remained strong at \$3.1 billion, down from \$3.2 billion in fiscal 2011.
- Free cash flow (operating cash flow less capital expenditures) was \$2.4 billion (with capital expenditures of \$0.7 billion).
- The Company increased its annual dividend to stockholders to \$1.60 per share from \$1.38 per share in the prior year — its 56th consecutive year of increased dividends.
- The Company returned 64 percent of operating cash flow to stockholders through \$1.2 billion in dividends and \$0.8 billion in share repurchases.

The Compensation Committee made no significant changes to the compensation program and believes that our compensation program continues to provide a competitive pay-for-performance package that effectively incentivizes executives and retains them for the long term. The Committee also noted that stockholders expressed strong support for the Company's executive compensation program at our 2012 Annual Meeting of Stockholders.

The Committee's key executive compensation decisions for fiscal 2012 were as follows:

- The named executive officers were paid competitive base salaries, and their annual bonuses reflected the Company's financial results and their individual performance. As a result, annual cash bonuses for the named executive officers were down in the aggregate, in spite of the Company's solid performance described above and the contributions by each individual named executive officer, reflecting the impact of the challenges faced during the year on the Company's results.
- Fiscal 2012 was not an award year under our normal three-year award cycles for performance shares and stock options, and no such awards were made. Messrs. Farr, Monser, Dellaquila, Peters, Ashmore and Steeves were granted restricted stock during fiscal 2012.
- Consistent with our historical practice of making triennial awards, the Committee granted performance share awards in October 2012 (the beginning of fiscal 2013) under the 2013 performance shares program, which are subject to the achievement of the financial targets for the performance period ending September 30, 2016. In addition, in October 2012 (fiscal 2013), Messrs. Ashmore and Peters were granted restricted stock.

The Committee strongly believes that the three-year award cycles for performance shares and stock options discourage an "entitlement mentality" among participants in these programs. The Committee notes, however, that the overlapping of these two award cycles, coupled with the payout of performance shares in two installments (as illustrated in the chart on page 24), can result in significant yearly variations in the value of stock and option awards in the Summary Compensation Table, making meaningful year-over-year comparisons more difficult.

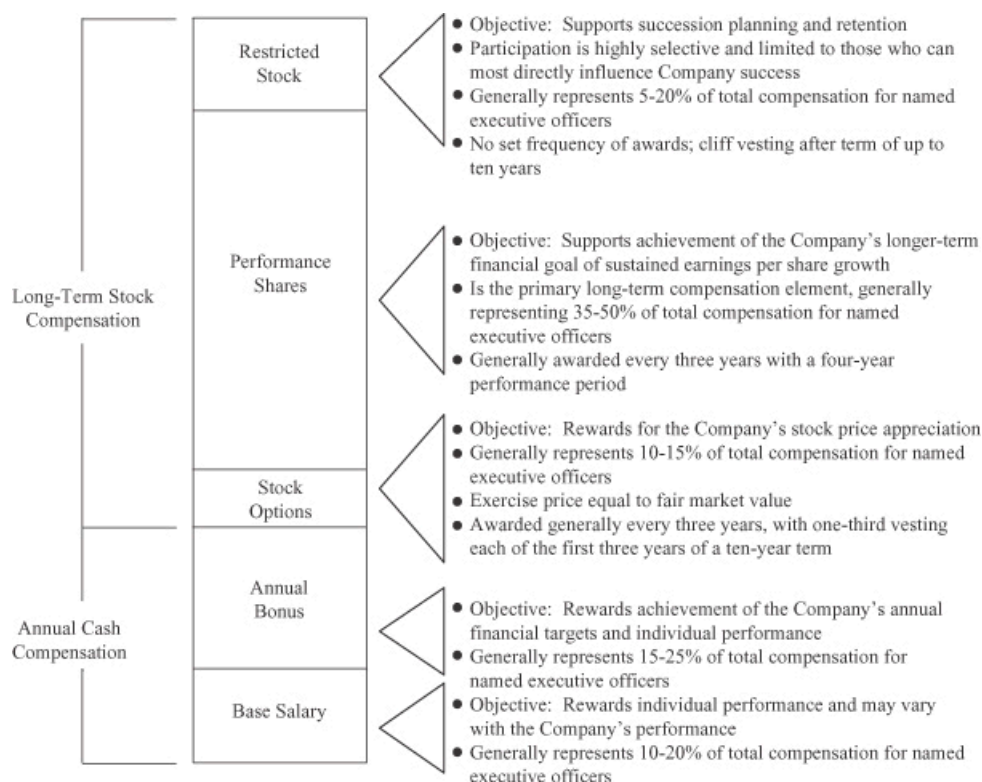
Compensation Objectives and Elements

Emerson's executive compensation program is designed to support the interests of stockholders by rewarding executives for achievement of the Company's specific business objectives, such as consistent, sustained growth in earnings per share and cash flow. The fundamental principles underlying the program are:

- Rewarding for superior performance rather than creating a sense of entitlement.
- Maximizing stockholder value by allocating a significant percentage of compensation to performance based pay that is dependent on achievement of the Company's performance goals, without encouraging excessive or unnecessary risk taking.
- Aligning executives' interests with stockholder interests by providing significant stock-based compensation and expecting executives to hold the stock they earn.
- Attracting and retaining talented executives by providing competitive compensation opportunities.
- Rewarding overall corporate results while recognizing individual contributions.

Our executive compensation program includes incentive plans that communicate to participants the Company's critical business values, strategies and performance objectives, and are clear and simple to understand. This understanding focuses their efforts on the performance objectives that drive Emerson's success and encourages them to make career commitments to the Company.

The program offers a balanced approach to compensation and consists of the primary components illustrated below. Taken together, we refer to these components as "total compensation." Individual compensation packages and the mix of base salary, annual cash bonus opportunity and long-term stock compensation for each named executive officer vary depending upon the executive's level of responsibilities, potential, performance and tenure with the Company. Each of the elements shown below is designed for a specific purpose, with the overall goal of achieving a high and sustainable level of Company and individual performance. The performance based portion of total compensation generally increases as an executive's level of responsibilities increases. The chart below is not to scale for any particular named executive officer.



The percentage ranges in the chart above are based on annualized total compensation values and do not necessarily correspond to, and are not a substitute for, the values disclosed in the Summary Compensation Table and supplemental tables. Annualized values for long-term stock compensation are based on the fair value at grant of awards annualized over the three-year award cycle for performance shares and options and over the vesting terms for restricted stock, based on data provided by our compensation consultant. We use these annualized values because competitive data is calculated in the same manner.

Competitive Market Pay Information and Philosophy

In determining total compensation levels and mix for our Chief Executive Officer ("CEO") and our other named executive officers, the Compensation Committee reviews market trends in executive compensation and a competitive analysis prepared by Frederic W. Cook & Co. and reviewed by the Committee's independent consultant. The analysis is derived from the most recent proxy data of the companies in the comparator group described below. The analysis compares the total compensation (cash and long-term stock compensation) of each of our named executive officers with the median range of total compensation for comparable positions at the comparator group companies. The Company's compensation philosophy is to target total compensation in the median range of this competitive data, with actual pay delivered dependent on Company and individual performance. Equity awards are valued at grant and annualized over their award frequency. This approach is consistent with long-standing Company practices.

The Committee annually reviews the comparator group of 25 companies that it had used in the prior three fiscal years to assist it in making its compensation decisions. The Committee made no changes in fiscal 2012 to the comparator group. The Committee confirmed that such companies continued to satisfy the same numeric screening criteria (industry classifications, size and scope, and financial metrics) that had been used in a special study prepared by Frederic W. Cook & Co. in fiscal 2009 of potential comparator group companies. The Committee chose the comparator group from these companies based

Table of Contents

upon one or more of the following criteria: (1) companies in the primary industry segments in which the Company operates; (2) companies with annual revenues greater than \$5 billion; (3) companies with profiles similar to the Company's based on business complexity, industries or markets served, innovation and technology, customers targeted, investor profiles and global strategy; and (4) companies with which we compete for executive talent. The comparator group companies are as follows:

Alcoa	DuPont	General Electric	Johnson Controls	Tyco
Caterpillar	Eaton	Goodyear Tire	Lockheed Martin	Union Pacific
Cisco Systems	Fluor	Honeywell	Northrop Grumman	US Steel
Danaher	Freeport McMoRan Copper	Illinois Tool Works	Raytheon	United Technologies
Deere	General Dynamics	International Paper	Schlumberger	3M

In fiscal 2012, Frederic W. Cook & Co. provided analysis of competitive pay (cash and long-term stock compensation) at the median for the proxy reported officer positions of the companies in the Company's comparator group. The Committee's compensation consultant, Exequity, reviewed the comparator group and the results of the competitive pay analysis provided by Frederic W. Cook and concurred with Frederic W. Cook's assessment that the comparator group was appropriate and that, on average, the named executive officers' compensation is consistent with competitive market practice.

The Committee considers this comparator group competitive pay analysis as a frame of reference in making its pay decisions. The pay decisions are not formulaic and the Committee exercises judgment in making them. This analysis is not used to establish performance goals in the Company's compensation programs.

Setting Total Compensation

Each year, management meets with business unit and corporate executives to evaluate the individual performance and leadership potential of our key executives. Our CEO uses these performance and leadership evaluations to develop the individual pay recommendations made to the Committee for senior executives, including the named executive officers (other than himself). The Committee reviews the CEO's performance evaluations and pay recommendations for the named executive officers and sets their compensation. The Committee separately meets in executive session without the CEO present to review the CEO's performance and set his compensation.

The Committee does not set specific financial targets related to cash compensation. The Committee does set performance objectives used to establish maximum bonus amounts for compliance with Section 162(m) of the Internal Revenue Code (see "Regulatory Considerations" at page 30 below).

CEO Compensation. In setting the CEO's compensation, the Committee first considered the Company's financial results (including the fiscal 2012 results summarized on page 17). When comparing current and prior year results, the Committee looks at the Company's financial performance in totality, without mechanically weighting individual factors. The Committee noted the Company's record performance in operating profit margin, solid performance in sales and cash flow, and the 56th consecutive year of increased dividends to stockholders, all in the face of significant challenges. The Committee also took into account earnings per share results, including the impact of the non-cash goodwill charge.

In addition to financial performance, the Committee evaluates the CEO's day-to-day performance and leadership. In setting the CEO's compensation, the Committee noted that in his twelfth year as CEO, Mr. Farr continued to provide strong, consistent leadership for the Company's long-term success. In addition to executing the financial performance described above, Mr. Farr, leading his executive team:

- Strengthened and grew Emerson's mix of businesses, adding to the Company's market leadership and innovative technologies through new product development, expanded solutions offerings, and acquisitions.
- Extended strategic investment into key emerging markets with strong growth opportunities while continuing to rebalance assets in other world areas, resulting in international sales as 59% of total revenue.
- Improved relations, drove opportunities, and protected the Company's interests by meeting with key global customers and governmental officials worldwide.
- Recruited and developed high-impact personnel to provide the Company with long-term leadership development and management strength.
- Led the Company's business platforms in winning significant global power and energy projects through solutions and systems that integrate multiple Emerson technologies.

Table of Contents

- Strengthened the Company's reputation as a global industry leader by showcasing innovative, high-stakes solutions to complex and demanding customer issues.

The Committee uses the competitive pay analysis for the comparator group (detailed on page 20) to compare Mr. Farr's total compensation to the median range for total compensation of CEOs in the comparator group. The Committee also reviews the relative internal compensation relationships between the CEO and the other named executive officers, as compared to the pay relationships in the Frederic W. Cook & Co. survey data. While the Committee monitors these pay relationships, it does not target any specific pay ratios.

The Committee also receives and reviews a summary for the CEO showing all elements of his compensation, including base salary, annual cash bonus, long-term stock compensation, retirement and other benefits and perquisites. The summary shows compensation that may be paid upon voluntary or involuntary termination of employment, retirement, death or disability, or upon a change of control. This CEO compensation summary, along with competitive market and other data, is also annually reviewed and discussed by the non-management Directors in executive session.

Mr. Farr does not have an employment, severance or golden parachute agreement with the Company.

The Committee reviewed alternatives for delivering the appropriate level of total compensation for Mr. Farr based on the Company's and his performance, as described above. These alternatives took into account current cash compensation and the value of long-term awards allocable to the current year, based on annualization of the fair value at grant over the three-year award cycle or vesting period of the awards. These alternatives reflected that fiscal 2012 was not an award year for performance shares or stock options.

Other Named Executive Officer Compensation. In setting compensation for the other named executive officers, the Committee follows a similar process. The Committee first considered the financial performance of the Company, including fiscal 2012 results. The Committee reviewed the competitive pay analysis at the median range for each named executive officer as compared to the comparable positions at the companies in the comparator group as a frame of reference in exercising its judgment regarding pay decisions. The Committee then reviewed the CEO's evaluations of the individual performance of each named executive officer, which in each case he determined to be outstanding. The Committee also took into account its own evaluations of the named executive officers based on their frequent interactions with, and presentations to, the members of the Board of Directors. The Committee considered the following accomplishments with respect to the named executive officers other than Mr. Farr:

- Mr. Galvin completed the transfer of responsibility to Mr. Dellaquila of the Company's Financial Analysis and Internal Audit functions, and continued to support Mr. Dellaquila in his duties as Chief Financial Officer; provided strategic financial management guidance for Emerson acquisition projects; and actively managed the Company's governmental relations in a changing political environment.
- Mr. Monser led the Company's successful efforts to achieve record levels of operating profit margin; managed the Company's recovery from the severe supply chain disruption caused by the flooding in Thailand, resulting in record performance in the second half of the fiscal year; drove efficiencies and cash flow programs across the Company's operations; led the Company to derive 59% of its sales from international operations; and expanded across all business groups the "demand driven supply chain" initiative.
- Mr. Dellaquila maintained the financial integrity of the Company throughout the year; assumed responsibility for Financial Analysis and Internal Audit functions; restructured global investments to improve the Company's risk profile in the face of adverse global financial market conditions; increased the Company's capacity to repatriate cash to the United States; and streamlined administration and reduced complexity and risk associated with global intercompany financings.
- Mr. Peters managed China mid-tier product initiatives for 25 business units to serve emerging-market customers; refined critical information asset inventory, and created processes and tools to enhance its security and protect the Company's core technology assets; built collaborative information tools to enable internal productivity gains across the Company's supply chain and customer facing functions; and developed e-commerce and social media platforms to improve Emerson customers' experiences via access to knowledge and simpler transactional processes.
- Mr. Ashmore successfully completed the divestiture of the Company's job site and truck accessory business, furthering the Company's repositioning into faster growth and more profitable industry segments; developed a detailed Emerson acquisition roadmap by incorporating the individual needs of the business segments while

[Table of Contents](#)

optimizing the Company's corporate strategy; evaluated strategic potential transactions by the Company; and prepared and initiated implementation of a program targeting new product and emerging market investments to accelerate future growth.

- Mr. Steeves managed significant increases in global intellectual property protection activity, producing successful results in world-wide litigation, patent drafting training programs, technology audits, and internet domain name protections; completed a process for centralizing business unit procurement contract reviews, with greatly increased efficiencies; developed programs for management of legal risks associated with Company-wide use of social media platforms; and continued his success in litigation worldwide, protecting the Company's total assets and value.

None of the named executive officers has an employment, severance or golden parachute agreement with the Company. Mr. Galvin will be retiring as Vice Chairman of the Company effective February 5, 2013.

For all the named executive officers, the Committee made its annual pay decisions for each of the compensation components as outlined below.

Annual Cash Compensation

The Committee targets total annual cash compensation in the median range of market total cash compensation, while placing more emphasis on performance based annual cash bonus than on base salary.

Base salary: For all the named executive officers, the Committee awards base salary increases (if any) after reviewing the Company's performance, individual performance, and competitive market compensation. The Committee determined that the base salary increases for fiscal 2012 and fiscal 2013 set forth below were in recognition of the Company's performance (described on page 17) and the individual responsibilities, performance and potential of each named executive officer described above. The Committee also considered survey data that indicated that the predicted merit increase, without promotions, averaged approximately 3.0%, which was consistent with the Committee's determination.

Name	FY 2011 (Rate)	FY 2012 (Rate)	2011-2012 Percentage Increase	FY 2013 (Rate)	2012-2013 Percentage Increase
D. N. Farr	\$1,225,000	\$1,250,000	2.0%	\$1,300,000	4.0%
W. J. Galvin	\$755,000	\$775,000	2.6%	\$ 775,000	0%
E. L. Monser	\$642,000	\$657,000	2.3%	\$ 675,000	2.7%
F. J. Dellaquila(1)	\$500,000	\$550,000	10.0%	\$ 575,000	4.5%
C. A. Peters	\$580,000	\$595,000	2.6%	\$ 610,000	2.5%
C. W. Ashmore	\$525,000	\$550,000	4.8%	\$ 575,000	4.5%
F. L. Steeves	\$595,000	\$615,000	3.4%	\$ 635,000	3.3%

- (1) Mr. Dellaquila became Chief Financial Officer on February 2, 2010 and was promoted to Executive Vice President effective October 1, 2012. The increases for 2012 and 2013 reflect increased responsibilities, including those described on page 21.

[Table of Contents](#)

Annual bonus: The determination of individual bonus amounts for the named executive officers is discretionary, subject to the Section 162(m) limitation established by the Committee (see “Regulatory Considerations” on page 30), but is based on the Company’s financial performance (see page 17) and the individual performance factors (see pages 20 to 22) referred to above. While the Committee did not assign individual weightings to any of these factors, but rather used them collectively to determine the bonus amounts for fiscal 2012, the Committee did take into account the impact of the non-cash goodwill charge.

Name	FY2011	2010-2011 Percentage Change	FY2012	2011-2012 Percentage Change
D. N. Farr	\$2,400,000	9.1%	\$1,900,000	(20.8)%
W. J. Galvin(1)	\$1,175,000	14.6%	\$950,000	(19.1)%
E. L. Monser	\$900,000	15.4%	\$850,000	(5.6)%
F. J. Dellaquila(2)	\$800,000	35.6%	\$800,000	0%
C. A. Peters	\$850,000	13.3%	\$800,000	(5.9)%
C. W. Ashmore	\$725,000	20.8%	\$700,000	(3.4)%
F. L. Steeves	\$725,000	13.3%	\$700,000	(3.4)%

- (1) Mr. Galvin’s fiscal 2012 bonus also reflected the transfer of certain of his responsibilities to Mr. Dellaquila as described on page 21.
- (2) Mr. Dellaquila became Chief Financial Officer on February 2, 2010 and was promoted to Executive Vice President effective October 1, 2012. Bonuses for both fiscal 2011 and 2012 reflect, in part, his increased responsibilities in each year.

Total Cash Compensation: As a result of the base salary and bonus determinations, the total cash compensation for the named executive officers was lower in the aggregate compared to fiscal 2011.

Long-Term Stock Compensation

The Committee may make long-term stock compensation awards to the Company’s executives, including the named executive officers. Executives participate in these programs based on their: (1) ability to make a significant contribution to the Company’s financial results, (2) level of responsibility, (3) performance and (4) leadership potential. No executive is entitled to participate automatically based on title, position or salary level. We require participants to accept confidentiality, non-competition and non-solicitation obligations. In general, we target long-term stock compensation in the median range of market long-term compensation, with more emphasis on performance based equity compensation.

Our long-term stock compensation consists of three programs: performance shares, stock options and restricted stock. In addition to providing market compensation, these programs allow us to recognize individuals who most directly drive our performance, to promote outstanding Company and individual performance, and to align the interests of Company executives with our stockholders. We allocate the largest portion to performance shares, which are the primary incentive for delivery of superior longer-term financial performance, with a small portion allocated to stock options and the remainder through the selective use of restricted stock. We make awards of stock options and performance shares periodically, generally every three years, instead of annually, and restricted stock awards have no set award cycle, as illustrated below.

Table of Contents

	Year 1	Year 2	Year 3	Year 4	Year 5	Year 6	Year 7	Year 8
<u>Performance Shares:</u>								
Year 1 grant (four-year performance period followed by one-year vest of 40% of earned shares)				60%	40%			
Year 4 grant (four-year performance period followed by one-year vest of 40% of earned shares)				Overlap			60%	40%
<u>Stock Options:</u>								
Year 2 grant (three-year pro rata vest)		33%	33%	33%				
Year 5 grant (three-year pro rata vest)					33%	33%	33%	
<u>Restricted Stock:</u>								

For purposes of its analysis, the Committee considers values of these awards based on the fair value at grant annualized over the three-year award cycle for performance shares and options and over the vesting terms for restricted stock, because the values are consistent with competitive data considered by the Committee. These estimates do not necessarily correspond to and are not a substitute for, the values described for the awards in the Summary Compensation Table or in the tables that follow it.

Performance Shares Program. Our performance shares program is the primary element of long-term stock compensation for our named executive officers. This plan is the linchpin of the Company's pay-for-performance philosophy and is used to align the interests of participants and stockholders and for retention and succession purposes. For 35 years, the program has reinforced the Company's long-term financial objective, enhancing stockholder value. Awards of performance shares are made to those individuals who can most directly influence our long-term success. The long-term stock compensation opportunities for our senior executives are heavily weighted towards performance shares, which on an annualized basis generally represent approximately 35-50% of total compensation and 60-70% of long-term stock compensation.

Unlike many companies, Emerson awards performance shares every three years rather than annually, and the payout is based on a four-year performance period. This means that participants have the opportunity to earn a payout every three years, not annually. Awards of performance shares are made in share units.

As a result of the three-year award cycle for performance share awards, certain years involve an "overlap" in which two sets of awards are in effect as illustrated below. For example, fiscal 2013 will be an "overlap" year, both the final year of the 2010 program performance period, which ends on September 30, 2013, and the first year of the 2013 program performance period, which began on October 1, 2012 and ends on September 30, 2016. During fiscal 2012, one performance shares program was in effect as illustrated below.

	Fiscal Year October 1 to September 30							
<u>Performance Shares:</u> (four-year performance period)	<u>2010</u>	<u>2011</u>	<u>2012</u>	<u>2013</u>	<u>2014</u>	<u>2015</u>	<u>2016</u>	<u>2017</u>
FY 2010 Program				60%	40%			
FY 2013 Program							60%	40%

Payout is made as soon as practicable after measuring actual financial performance against the performance target(s) at the end of the four-year performance period. The Committee may establish additional vesting conditions for retention purposes. For the 2010 and 2013 performance shares programs, the Committee specified that 60% of any earned performance share units would be paid at the end of the four-year performance period, and the remaining 40% would be paid one year later subject to continued service. The 40% holdback periods for both the 2010 and 2013 performance share programs are shown above. The payout is made primarily in common stock, with a portion paid in cash to cover tax obligations of participants.

[Table of Contents](#)

Cash dividend equivalents are paid on 40% of the award during the four-year performance period and on the 40% portion of the earned award during the one-year holdback period. Far from contradicting our pay-for-performance philosophy, this feature reinforces and furthers it by incentivizing our executives to deliver superior financial results in every quarter of the four-year performance period. Long-term performance is not consistently achieved by a few dramatic accomplishments, but by rigorous, focused and dedicated effort to execute the business plan throughout every phase of the performance period. The Committee strongly believes that payment of dividend equivalents helps foster this effort more meaningfully than other forms of compensation that might be used.

The Committee has authority to determine the performance targets for each performance shares program from the various performance measures set forth in the Company's Incentive Shares Plan. These measures include sales, earnings, earnings per share, net earnings, pre-tax earnings, earnings before interest and taxes, return on equity, return on total capital and asset management (which includes cash flow). Performance targets and actual results may include or exclude specified items of an unusual, non-recurring or extraordinary nature including, without limitation, changes in accounting methods, changes in inventory methods, changes in corporate taxation, unusual accounting gains and losses, changes in financial accounting standards, or other extraordinary events causing dilution of or diminution in the Company's earnings, all as the Committee may deem necessary or desirable to accomplish the purposes of the performance program.

2010 Performance Share Program

Participants can earn from 0-100% of the awarded units depending upon the Company's financial results at the end of the performance period measured against the pre-established target. Participants cannot earn greater than 100%, regardless of the extent to which actual Company performance exceeds the target. For performance in excess of the target, participants benefit only to the extent that performance results in increases in the price of the Emerson stock received upon payout of the performance shares.

In order to earn a 100% payout under the 2010 program, the Company's actual earnings per share for the last year of the four-year performance period (fiscal 2013) must equal or exceed earnings per share for the year prior to the start of the program (fiscal 2009) compounded over the four-year performance period using the compound average annual growth rate in the U.S. Gross National Product (GNP) over the performance period plus three percentage points. We believe this focus on above-market growth over the long-term performance period drives participants in the program to produce superior financial returns for our stockholders.

Awards under the 2010 performance share program remain outstanding and are set forth in the Outstanding Equity Awards at Fiscal Year-End table on page 35.

2013 Performance Shares Program

For the 2013 performance shares program, the Committee retained the earnings per share performance measure and added a new free cash flow (operating cash flow less capital expenditures) performance measure. This new measure emphasizes the importance of free cash flow to the Company's ability to deliver shareholder returns via capital investments, dividends and share repurchases. For both measures, the Committee determined to use an international benchmark — nominal G7 gross domestic product (G7 GDP) — as the basis for evaluating performance. This international benchmark reflects the Company's global reach and focus.

Payout of the awarded performance share units will be weighted 60% to the earnings per share target and 40% to the free cash flow target. Participants can earn up to 125% of the earnings per share component and 100% of the free cash flow component. Accordingly, on a weighted basis, participants can earn up to a maximum of 115% of the awarded performance share units, regardless of the extent to which actual Company performance exceeds the targets.

The earnings per share target will be based on fiscal 2012 earnings per share, but after adding back the impact of the noncash goodwill charge. The earnings per share target and payout are calculated in the same manner as under the 2010 program, but using G7 GDP, rather than U.S. GNP, over the performance period (fiscal 2013 through fiscal 2016).

Achievement of the free cash flow target is determined by measuring the Company's cumulative total free cash flow over the performance period (fiscal 2013 through fiscal 2016) as a percentage of the target, not to exceed 100% as noted above. The target is the sum of the free cash flow target amounts for each year of the performance period. The free cash flow target for each year is determined by multiplying that year's annual growth rate in G7 GDP plus three percentage points by the prior year target amount, beginning with the Company's actual 2012 free cash flow.

[Table of Contents](#)

In October 2012, the beginning of fiscal 2013, as part of the three-year award cycle for performance share awards, the Committee made performance awards under the 2013 performance shares program as follows: D. N. Farr-475,000 units; E. L. Monser-170,000; F. J. Dellaquila-130,000; C. A. Peters-130,000; C. W. Ashmore-130,000; and F. L. Steeves-115,000. These awards reflected the Committee's judgment that these named executive officers' leadership, performance and their potential to enhance long-term stockholder value would continue to be significant factors in the Company's future success. The Committee also determined that these awards were consistent with targeting 35-50% of total compensation and 60-70% of long-term stock compensation in the form of performance shares.

Stock Options Program. Our stock option awards provide long-term focus and are the primary form of long-term stock compensation for a broader group of key employees. Our stock option awards are issued at no less than fair market value on the date of the award and generally vest over a period of three years. We do not pay dividend equivalents on stock options and do not "reprice" awards. No awards were made to named executive officers in 2012.

Restricted Stock Program. Our restricted stock program is designed to retain key executives and future leaders of the Company and participation in the program is highly selective. The Committee views this program as an important management succession planning and retention tool. The objective is to lock in top executives and their potential replacements identified through the succession planning process. Restricted stock, along with stock options, supplement performance shares to achieve the target of long-term compensation in the median range of market compensation, and in some cases may provide compensation above the median range. Restricted stock generally represents 5-20% of the named executive officers' total compensation. Restricted stock provides participants with dividends and voting rights beginning on the award date. There is no set frequency of restricted stock awards, and they are granted with long-term cliff vesting periods of up to ten years and no less than three years.

As reported in last year's proxy statement, in fiscal 2012 the Committee granted shares of restricted stock as follows: D. N. Farr-80,000; E. L. Monser-5,000; F. J. Dellaquila-15,000; C. A. Peters-5,000; C. W. Ashmore-5,000; and F. L. Steeves-5,000. In fiscal 2013, no restricted stock awards were made to D. N. Farr, W. J. Galvin, E. L. Monser, F. J. Dellaquila or F. L. Steeves, and in recognition of individual contributions to the Company, the Committee granted shares of restricted stock as follows: C. A. Peters-15,000 and C. W. Ashmore-10,000. Succession planning and retention continue to be key considerations of the Committee in its review of the total compensation of the named executive officers. The Committee believes these awards help meet the Company's retention and succession planning needs. In making these awards, the Committee took into account the continued financial success of the Company under these key leaders, their valuable and seasoned experience and the challenges the Company faces in its efforts to continue its financial success in the future.

Total Compensation

In the Committee's judgment, Mr. Farr's total compensation reflects the Company's performance under his leadership as well as his individual performance, and his total compensation is in the median range of competitive market pay. The combination of the performance share awards, stock option awards and annual cash bonus represents performance based compensation of approximately 68% of Mr. Farr's total compensation. For the other named executive officers, except for Mr. Galvin, the combination of the performance shares, stock option awards and annual cash bonus awarded by the Committee represents performance based compensation for the named executive officers of approximately 70-80% of their total compensation. These performance based incentives, and the way we allocate them, reward the named executive officers for the achievement of outstanding long-term Company performance, which builds stockholder value.

Table of Contents

The table below illustrates how total compensation for our named executive officers for fiscal 2012 is allocated between performance based and fixed components, how performance based compensation is allocated between annual and long-term components, and how total compensation is allocated between cash and equity components. These percentages are based on annualized total compensation values and do not necessarily correspond to, and are not a substitute for, the values disclosed in the Summary Compensation Table and supplemental tables.

Fiscal 2012 Total Compensation Mix*						
Name	Percentage of Total Compensation that is:		Percentage of Performance Based Total that is:		Percent of Total Compensation that is:	
	Performance Based	Fixed	Annual	Long-Term	Cash	Equity
D. N. Farr	68%	32%	23%	77%	26%	74%
W. J. Galvin	35%	65%	63%	37%	40%	60%
E. L. Monser	78%	22%	25%	75%	34%	66%
F. J. Dellaquila	75%	25%	33%	67%	42%	58%
C. A. Peters	77%	23%	28%	72%	37%	63%
C. W. Ashmore	72%	28%	30%	70%	39%	61%
F. L. Steeves	76%	24%	28%	72%	41%	59%

* The percentage ranges in the table above are based on amounts for annualized base salary, annual bonus and long-term compensation (performance shares, stock options and restricted stock). Other forms of compensation that are shown in the Summary Compensation Table were not included. Annualized values for long-term stock compensation as determined by our compensation consultant are based on the fair value at grant of awards annualized over the triennial award cycle for performance shares and stock options and over the vesting terms for restricted stock. The competitive data we use is calculated in the same manner. For purposes of this table, (i) annual bonus, performance shares and stock options are performance based compensation, (ii) performance shares and stock options are long-term, performance based compensation, (iii) base salary and annual bonus are the only forms of cash compensation, and (iv) performance shares, stock options and restricted stock are equity compensation.

Summary Compensation Table Analysis

Please see the “Summary Compensation Table” on page 32 and the supplemental compensation tables for a quantitative summary of the compensation of our named executive officers. As a result of our multi-year award cycles, the numbers in our Stock Awards and Option Awards columns, and therefore the Total column, in the Summary Compensation Table will fluctuate from year to year. The 2010 Stock Awards column reflects the full grant date value of triennial awards made in fiscal 2010 under the 2010 performance shares program and which cover the four-year performance period beginning on October 1, 2009 and ending on September 30, 2013. Performance share awards were not made in fiscal 2012 or 2011. SEC rules require that the entire grant date fair value be included in the table in the year of grant even though payout of these awards is contingent upon the Company’s financial performance over a four-year performance period and a portion is contingent upon completing an additional year of service. Those amounts do not correspond to the actual value that will be realized by the named executive officers. In addition, the 2011 Option Awards column reflects the full grant date value of triennial options awards made in 2011; no such awards were made in 2012 or 2010.

The amounts shown in the Change in Pension Value and Non-Qualified Deferred Compensation column of the Summary Compensation Table in part reflect the change in the discount rate from year to year with the reported amounts reflecting higher values than would otherwise be reported, due to decreases in the applicable discount rate in each year. The applicable rates were 5.00%, 4.75% and 4.00% in each of fiscal 2010, 2011 and 2012, respectively. The Compensation Committee has no control over these rates, no changes were made in the method of calculating benefits under the plans, and no additional benefits were awarded. See footnote (4) to the Summary Compensation Table on page 33 for additional detail.

Total compensation shown for 2012 is lower than 2011 and 2010. The totals in the Summary Compensation Table for 2011 and 2010 include larger amounts primarily as a result of the 2011 stock option awards and the 2010 performance share awards as discussed above and the other changes described herein. The three-year average column reflects the average of reported compensation for our named executive officers over our triennial award cycle.

[Table of Contents](#)

Alignment with Stockholder Interests

We believe our balanced executive compensation program, coupled with our stock ownership guidelines and “clawback” policy, aligns the interests of our executives with stockholders by encouraging long-term superior performance, without encouraging excessive or unnecessary risk taking.

Our long-standing compensation philosophy is a key component of our history of sustainable growth, which demonstrates an alignment of the interests of participants and stockholders and rewards each with increased value over the long term. As shown in the Fiscal 2012 Total Compensation Mix table above, our compensation for our senior management is primarily based on performance over a long-term period. Under the performance shares program, earnings per share performance over the four-year performance period is required to earn compensation, which drives long-term decision making, discourages adverse risk taking that may occur due to year-over-year performance measurements, and rewards for growth over the long term. Our restricted stock and option awards have long vesting terms that reward participants for increased value over the vesting terms. Annual cash amounts are limited and subject to Committee discretion, which discourages short-term risk taking.

The significant stock ownership of our named executive officers reflects their commitment to the Company for the long term. Our executive stock ownership guidelines provide that our Chief Executive Officer should generally hold Emerson stock, including share equivalents and shares in retirement accounts and restricted stock, equal to at least five times base salary. For our Chief Financial Officer the amount is three times, and for other named executive officers the amount is one time. Named executive officers generally have five years from the date of becoming named executive officers to meet the guidelines. The Committee has discretion to adjust the guidelines for executives who are age 60 or over. The Compensation Committee monitors the stock ownership of the named executive officers, which substantially exceeds the guidelines. Based on beneficial ownership of Emerson stock, as shown on page 6, and the closing stock price at fiscal year end, the named executive officers’ holdings of Emerson stock are valued at multiples of more than 20 times their respective base salaries. While we do not have a specific policy regarding a holding period for equity awards, our stock trading policy requires elected Company officers to obtain written permission from the Chief Executive Officer and one other senior executive before engaging in transactions in Emerson stock. This has resulted in significant long-term stock ownership by our executives.

Our clawback and anti-hedging policies further align the interests of our executives with stockholders. Under our clawback policy, our Board may in certain cases reduce or cancel, or require recovery of, any executive officer’s annual bonus or long-term incentive compensation award, or portions thereof, if the Board determines that such award should be adjusted because that executive officer has engaged in intentional misconduct that has led to a material restatement of the Company’s financial statements. Under our anti-hedging policy, our executives (as well as our Directors) are prohibited from engaging in the following transactions (which could hedge or offset decreases in the market value of our common stock): short selling, put or call options, forward sale or purchase contracts, equity swaps and exchange funds.

A policy that would prohibit future pledging of Company shares as collateral for a loan is under consideration by the Company and is expected to be adopted. No executive officer or Director has pledged any shares, other than Mr. Peters. The aggregate shares pledged by Mr. Peters represent a tiny fraction (0.0006) of outstanding Company stock. Mr. Peters is planning to reduce the amount of his pledged shares over time. Mr. Peters continues to meet the Company’s stock ownership guidelines with his unpledged shares.

Severance, Executive Termination and Retirement

Emerson does not provide employment agreements, severance agreements, or golden parachute agreements for the named executive officers. The terms of all executive terminations and retirements are determined individually based on specific facts and circumstances at the time of such events, and not on formulaic rules. In general, we follow these principles:

- We do not pay lump sum, non-forfeitable cash severance payments.
- Departing executives sign extended non-competition, non-solicitation and confidentiality agreements, or reaffirm existing agreements on these matters.
- As permitted under stockholder-approved plans, departing plan participants, including named executive officers, may have additional time to exercise stock options. However, the additional time cannot exceed the time permitted in the original grants.

[Table of Contents](#)

- The Committee may also allow continuation (without accelerated vesting) of previously granted long-term performance shares or restricted stock awards, which would be paid if and when the Company achieves specified performance targets or time vesting requirements are met.
- Executives forfeit these awards if they breach their non-competition, non-solicitation or confidentiality agreements.

In 2006, the Committee adopted an Executive Officer Severance Policy, reflecting these principles. In addition to the foregoing principles, the Executive Officer Severance Policy provides that the Company shall not implement individual severance or change of control agreements providing certain benefits (as described in the Policy) to any of the named executive officers in excess of 2.99 times the sum of the officer's then current base salary and most recently earned cash bonus without stockholder ratification. The Executive Officer Severance Policy can be found on the Company's website at www.Emerson.com, Investor Relations, Corporate Governance.

Change of Control

Emerson has no employment agreements, severance agreements or golden parachute agreements with the named executive officers. If a change of control occurs, we protect all employees who participate in long-term stock plans, the Savings Investment Restoration Plan and the Pension Restoration Plan as described under "Potential Payments Upon Termination or Change of Control" at page 40 below. To provide this protection, we generally accelerate vesting of stock awards and pay accrued benefits under the Savings Investment Restoration Plan and the Emerson Pension Restoration Plan. We do not credit additional years of service under any plans, or continue medical or other benefits. We do not make additional cash payments related to stock compensation plans, although stock awards vest upon a change of control. We do not increase payouts to cover payment of taxes and do not provide tax gross-ups.

As previously disclosed, our Board and stockholders approved our 2011 Stock Option Plan in 2011, which added a "double trigger" for vesting following a change of control.

Security and Perquisites

We provide security services to help ensure the safety of all employees while they are on Company business. Due to increased security risks that are inherent in senior executive positions, we provide the named executive officers with residential security monitoring and personal security as needed. The Company's security policy and the Board of Directors require that the Chairman and Chief Executive Officer use the Company aircraft for all business and personal travel. The Company also provides limited personal use of Company aircraft outside of the security program requirements to the named executive officers, who reimburse the Company at first class rates. The Company also provides leased cars, club memberships and financial planning for executives. These are long-standing perquisites which assist in retaining and attracting executives and which we believe are similar to those often provided to executives at other similarly-sized companies. Named executive officers and other employees may receive Company tickets for sporting or other events. The Committee reviews these perquisites annually. Total perquisite costs and related information appear in the Summary Compensation Table at page 32 below. The Company does not provide any reimbursement for taxes on perquisites provided to its named executive officers.

Other Benefits

The named executive officers are eligible for medical, life and disability insurance, and other Company-provided benefits that are generally available to all other employees, including the Company's charitable matching gifts program. Retirement plans for U.S. employees may be qualified defined-benefit pension plans, 401(k) plans and/or profit-sharing plans as determined by each business unit's competitive market. The Company continues to maintain a defined-benefit pension plan for a majority of U.S. employees. These other benefits are available to the named executive officers, as follows:

- A qualified 401(k) savings plan and a non-qualified savings plan which allows participating executives to defer up to 20 percent of their cash compensation and continue to receive the Company match after they reach the Internal Revenue Service ("IRS") qualified plan limits.
- A qualified defined-benefit pension plan and a non-qualified defined-benefit pension plan (the "Pension Restoration Plan") which provides benefits based on the qualified plan without regard to IRS limits and does not provide additional credited years of service. Participation in the Pension Restoration Plan is by award and based on the executive's individual contributions and long-term service to the Company.

[Table of Contents](#)

- Term life insurance coverage.
- A voluntary annual physical paid for by the Company.

Regulatory Considerations

Section 162(m) of the Internal Revenue Code of 1986, as amended, imposes a \$1 million limit on the amount that a public company may deduct for compensation paid to the Company's CEO or any of the Company's other named executive officers, other than the Chief Financial Officer, who are employed as of the end of the fiscal year. This limitation does not apply to compensation that meets the requirements under Section 162(m) for "qualifying performance based" compensation (i.e., compensation paid only if the individual's performance meets pre-established objective goals based on performance criteria approved by stockholders). The Company's incentive compensation plans are designed to qualify under Internal Revenue Code Section 162(m) to ensure tax deductibility. However, restricted stock awards do not qualify under Section 162(m) and the Committee retains the flexibility to design and administer compensation programs that are in the best interests of Emerson and its stockholders.

Annual bonuses for our named executive officers are discretionary, subject to maximum bonus amounts based on the achievement of the Section 162(m) performance objectives established by the Committee annually. These objectives are selected by the Committee from among the performance objectives in the annual incentive plan but are not communicated to participants as individual performance targets. For fiscal 2012, the performance objective was earnings per share. Based on fiscal 2012 performance, the maximum amount of bonus that could be paid to each covered named executive officer was as follows: D. N. Farr-\$2.4 million; Messrs. W. J. Galvin and E. L. Monser-\$1.2 million each; and C.A. Peters-\$800,000. The Committee may exercise "negative discretion" to reduce the award based on an assessment of Company and individual performance. We have also adopted amendments to our compensation plans to comply with the requirements of Internal Revenue Code Section 409A, which requires that nonqualified deferred compensation arrangements must meet specific requirements.

In accordance with FASB ASC Topic 718, for financial statement purposes, we expense all equity-based awards over the period earned based upon their estimated grant date fair value, or subsequently, depending on the terms of the award. FASB ASC Topic 718 has not resulted in any significant changes in our compensation program design.

Equity Compensation Grant Practices

The Committee approves all grants of equity compensation, including performance shares, stock options and restricted stock, to executive officers of the Company, as defined in Section 16 of the Exchange Act. All elements of executive officer compensation are reviewed by the Committee annually at its October meeting. Generally, the Company's awards of performance shares, stock options and restricted stock are made at that meeting, but may be made at other meetings of the Committee. The Committee meeting date, or the next business day if the meeting falls on a non-business day, is the grant date for stock option, performance share and restricted stock awards. The Company may also make awards of stock options in connection with acquisitions or promotions, or for retention purposes. Under the Company's stock option plans, the Committee may delegate to the Company's CEO the authority to grant stock options to any employees of the Company other than executive officers of the Company as that term is defined in Section 16 of the Exchange Act. The Committee has exercised this authority and delegated to the CEO the ability to make stock option grants (1) to employees other than corporate officers and business unit Presidents, subject to the Committee's prior approval of the aggregate number of options awarded, and (2) in connection with retention, promotion and acquisitions, which he uses on an infrequent basis. This delegation of authority does not extend to executive officers or other officers who are subject to the Company's trading blackout policy.

Compensation Committee Report

The Compensation Committee of the Board of Directors acts on behalf of the Board to establish and oversee the Company's executive compensation program in a manner that serves the interests of the Company and its stockholders. For a discussion of the Compensation Committee's policies and procedures, see "Compensation Committee" at page 10 above.

Management of the Company has prepared the Compensation Discussion and Analysis describing the Company's compensation program for senior executives, including the named executive officers. See "Compensation Discussion and Analysis" beginning on page 17 above. The Compensation Committee has reviewed and discussed the Compensation Discussion and Analysis for fiscal year 2012 (included in this proxy statement) with the Company's management. Based on this review and discussion, the Compensation Committee recommended to the Board of Directors of the Company that the Compensation Discussion and Analysis be included in the Company's proxy statement for the fiscal year ended September 30, 2012, for filing with the Securities and Exchange Commission.

Compensation Committee

R. L. Stephenson, Chair
C. A. H. Boersig
W. R. Johnson
M. S. Levatich
J. W. Prueher

[Table of Contents](#)

Summary Compensation Table

The following information relates to compensation received or earned by our Chief Executive Officer, our Chief Financial Officer and each of our other five most highly compensated executive officers for the last fiscal year (the “named executive officers”).

Name and Principal Position	Fiscal Year	Salary (\$)	Bonus (\$)(1)	Stock Awards (\$)(2)	Option Awards (\$)(3)	Change in Pension Value and Nonqualified Deferred Compensation Earnings (\$)(4)	All Other Compensation (\$)(5)	Total (\$)	Three Year Average (\$)(6)
D. N. Farr Chairman of the Board and Chief Executive Officer(7)	2012	1,250,000	1,900,000	3,314,000	—	3,398,000	498,122	10,360,122	15,984,229
	2011	1,225,000	2,400,000	4,264,800	2,697,500	1,730,000	469,300	12,786,600	
	2010	1,187,500	2,200,000	19,081,600	—	1,862,000	474,865	24,805,965	
W. J. Galvin Vice Chairman and former Chief Financial Officer(7)(8)	2012	775,000	950,000	—	—	1,412,000	158,726	3,295,726	5,758,988
	2011	755,000	1,175,000	—	1,348,750	1,490,000	123,931	4,892,681	
	2010	722,500	1,025,000	5,781,000	—	1,435,000	125,056	9,088,556	
E. L. Monser President and Chief Operating Officer(9)	2012	657,000	850,000	207,125	—	700,000	319,960	2,734,085	4,814,363
	2011	642,000	900,000	—	1,402,700	443,000	194,371	3,582,071	
	2010	612,500	780,000	6,221,600	—	390,000	122,833	8,126,933	
F. J. Dellaquila Executive Vice President and Chief Financial Officer(8)	2012	550,000	800,000	621,375	—	143,000	108,473	2,222,848	3,431,950
	2011	500,000	800,000	—	1,025,050	72,000	93,687	2,490,737	
	2010	428,333	590,000	4,402,960	—	82,000	78,972	5,582,265	
C. A. Peters Senior Executive Vice President(7)	2012	595,000	800,000	207,125	—	1,328,000	145,550	3,075,675	4,528,374
	2011	580,000	850,000	—	1,294,800	721,000	129,262	3,575,062	
	2010	552,500	750,000	4,799,520	—	736,000	96,366	6,934,386	
C. W. Ashmore Executive Vice President - Planning and Development(10)	2012	550,000	700,000	207,125	—	126,000	122,965	1,706,090	N/A
	2011	525,000	725,000	799,650	1,079,000	56,000	99,443	3,284,093	
F. L. Steeves Executive Vice President, Secretary and General Counsel(11)	2012	615,000	700,000	207,125	—	63,000	80,442	1,665,567	3,345,979
	2011	595,000	725,000	533,100	1,186,900	36,000	71,462	3,147,462	
	2010	570,000	640,000	3,910,720	—	35,000	69,189	5,224,909	

- (1) Represent bonus amounts paid after the end of the fiscal year with respect to that fiscal year’s performance.
- (2) The amounts relate to awards of restricted stock in fiscal 2012, and performance shares and restricted stock, as applicable, in prior years. See the Grants of Plan-Based Awards table at page 34 below for information on awards granted in fiscal 2012. The amounts reflect the aggregate grant date fair value computed in accordance with FASB ASC Topic 718 and do not correspond to the actual value that will be realized by the named executive officers. For performance share awards, the grant date fair value included assumes that the maximum award is earned. See Note 14 to the Company’s fiscal year 2012 financial statements in the Company’s Annual Report on Form 10-K for a discussion of the determination of these amounts under FASB ASC Topic 718.
- (3) The amounts relate to awards made in the fiscal year and reflect the aggregate grant date fair value computed in accordance with FASB ASC Topic 718 and do not correspond to the actual amount that will be realized upon exercise by the named executive officers. See Note 14 to the Company’s fiscal year 2012 financial statements in the Company’s Annual Report on Form 10-K for a discussion of the determination of these amounts under FASB ASC Topic 718.

Table of Contents

- (4) Includes for each fiscal year the aggregate change in the actuarial present value of the named executive officers' accumulated benefits under the Company's defined benefit pension plans. Amounts shown in part reflect higher values associated with a decrease in the applicable discount rate in each year. No changes were made in the method of calculating benefits under the plans, and no additional benefits were awarded. For fiscal 2012, the applicable discount rate used to value pension plan liabilities was reduced from 4.75% to 4.0%, consistent with the overall decline in interest rates. In addition, the applicable mortality table used to value pension plan liabilities was updated. The changes in pension values reported for 2012 above were approximately 60% higher as a result of these changes.
- (5) Includes the following amounts for 2012:

Name	Perquisites(a)	Savings Plan(b)	Life Insurance(c)	Charitable Match(d)	Total(e)
D. N. Farr	\$377,167	\$ 97,224	\$ 13,731	\$ 10,000	\$498,122
W. J. Galvin	\$63,971	\$ 57,729	\$ 27,026	\$ 10,000	\$158,726
E. L. Monser	\$243,276	\$ 44,909	\$ 21,775	\$ 10,000	\$319,960
F. J. Dellaquila	\$48,402	\$ 36,698	\$ 13,373	\$ 10,000	\$108,473
C. A. Peters	\$79,801	\$ 42,109	\$ 13,640	\$ 10,000	\$145,550
C. W. Ashmore	\$72,348	\$ 33,349	\$7,268	\$ 10,000	\$122,965
F. L. Steeves	\$25,048	\$ 33,479	\$ 11,915	\$ 10,000	\$80,442

- (a) The perquisites provided are: tax and financial planning, leased Company car, club dues, annual physical, tickets for sporting or other events and costs related to personal security provided to each of the named executive officers under the Company's security program. The Company's security program and the Board of Directors require that the Chairman and Chief Executive Officer use Company aircraft for all business and personal air travel. For fiscal 2012, Mr. Farr reimbursed the Company for personal air travel at first class rates. The Company also provides limited personal use of Company aircraft outside of the security program requirements to the named executive officers, who reimburse the Company at first class rates. Amounts for personal use of Company aircraft represent the incremental cost to the Company, calculated based on the variable operating costs per hour of operation, which include fuel costs, maintenance, and associated travel costs for the crew, less any reimbursements. For Messrs. Farr, Monser and Peters, the incremental amounts of personal use of Company aircraft were \$353,028, \$210,244 and \$45,210, respectively, which is included in the perquisites amount above.
- (b) Contributions by the Company for the named executive officers to the Company's savings plans.
- (c) Premiums paid by the Company on behalf of the named executive officers for term life insurance.
- (d) Matching contributions under the Company's charitable matching gifts program which matches charitable gifts of up to \$10,000 for all employees of the Company.
- (e) None of these amounts was grossed up for taxes.
- (6) This number is the arithmetic average of total compensation for the three years displayed in the table.
- (7) Messrs. Farr, Galvin and Peters do not receive any separate compensation for service as Directors.
- (8) Mr. Dellaquila succeeded Mr. Galvin as Chief Financial Officer in February 2010 and was promoted to Executive Vice President effective October 1, 2012.
- (9) Mr. Monser became President in October 2010.
- (10) Mr. Ashmore became Executive Vice President-Planning and Development in October 2009.
- (11) Mr. Steeves became Executive Vice President in October 2011.

[Table of Contents](#)

Grants of Plan-Based Awards

The following table provides information about equity awards granted to the named executive officers in fiscal 2012. There are no amounts in the table under “Estimated Future Payouts Under Equity Incentive Plan Awards” because there were no performance share awards granted to the named executive officers in fiscal 2012.

Name	Grant Date	Estimated Future Payouts Under Equity Incentive Plan Awards			All Other Stock Awards: Number of Shares of Stock or Units (#)(1)	All Other Option Awards: Number of Securities Underlying Options (#)	Exercise or Base Price of Option Awards (\$/Sh)	Grant Date Fair Value of Stock and Option Awards \$(2)
		Threshold (#)	Target (#)	Maximum (#)				
D. N. Farr	10/3/2011	N/A	N/A	N/A	80,000			3,314,000
W. J. Galvin		N/A	N/A	N/A				
E. L. Monser	10/3/2011	N/A	N/A	N/A	5,000			207,125
F. J. Dellaquila	10/3/2011	N/A	N/A	N/A	15,000			621,375
C. A. Peters	10/3/2011	N/A	N/A	N/A	5,000			207,125
C. W. Ashmore	10/3/2011	N/A	N/A	N/A	5,000			207,125
F. L. Steeves	10/3/2011	N/A	N/A	N/A	5,000			207,125

- (1) Includes restricted stock granted in fiscal 2012 under the 2006 Incentive Shares Plan which cliff vests over 6 years for Mr. Farr and 5 years for the other named executive officers, respectively, from the date of grant. Please see “Restricted Stock Program” at page 26 above for additional information regarding restricted stock awards.
- (2) Includes the grant date fair value of awards of restricted stock computed in accordance with FASB ASC Topic 718, applying the same valuation model and assumptions applied for financial reporting purposes. These amounts do not correspond to the actual value that will be realized by the named executive officers. For restricted stock, the aggregate amount that the Company would expense in its yearly financial statements over the vesting period is equal to the grant date fair value reported above. See Note 14 to the Company’s fiscal year 2012 financial statements in the Company’s Annual Report on Form 10-K for a discussion of the determination of these amounts.

[Table of Contents](#)

Outstanding Equity Awards at Fiscal Year-End

The following table provides information on the holdings of stock options, performance shares and restricted stock by our named executive officers at the end of fiscal 2012. This table includes unexercised stock options, unvested restricted stock and performance shares with performance conditions that have not been satisfied.

Name	Option Awards					Stock Awards				
	Date of Award	Number of Securities Underlying Unexercised Options (#) Exercisable(1)	Number of Securities Underlying Unexercised Options (#) Unexercisable(1)	Option Exercise Price (\$)	Option Expiration Date	Date of Award	Number of Shares or Units of Stock That Have Not Vested (#)	Market Value of Shares or Units of Stock That Have Not Vested \$(5)	Equity Incentive Plan Awards: Number of Unearned Shares, Units or Other Rights That Have Not Vested (#)(6)	Equity Incentive Plan Awards: Market or Payout Value of Unearned Shares, Units or Other Rights That Have Not Vested \$(5)
D. N. Farr	10/5/04 10/1/07 10/4/10	226,287 200,000 83,333(2)	166,667(2)	31.6275 53.8350 53.3100	10/5/2014 10/1/2017 10/4/2020	(4)	440,000(4)	21,238,800	450,000	21,721,500
W. J. Galvin	10/5/04 10/1/07 2/19/09 10/4/10	170,000(3) 130,000 100,000 41,666(2)	83,334(2)	31.6275 53.8350 30.0250 53.3100	10/5/2014 10/1/2017 2/19/2019 10/4/2020	(4)	160,000(4)	7,723,200		
E. L. Monser	10/5/04 10/1/07 2/19/09 10/4/10	100,000 100,000 80,000 43,333(2)	86,667(2)	31.6275 53.8350 30.0250 53.3100	10/5/2014 10/1/2017 2/19/2019 10/4/2020	(4)	65,000(4)	3,137,550	175,000	8,447,250
F. J. Dellaquila	10/5/04 10/1/07 2/19/09 10/4/10	10,000 15,000 15,000 31,666(2)	63,334(2)	31.6275 53.8350 30.0250 53.3100	10/5/2014 10/1/2017 2/19/2019 10/4/2020	(4)	45,000(4)	2,172,150	80,000 20,000	3,861,600 965,400
C. A. Peters	10/1/07 2/19/09 10/4/10	100,000 80,000 40,000(2)	80,000(2)	53.8350 30.0250 53.3100	10/1/2017 2/19/2019 10/4/2020	(4)	65,000(4)	3,137,550	135,000	6,516,450
C. W. Ashmore	10/5/04 10/1/07 2/19/09 10/4/10	20,000 40,000 70,000 33,333(2)	66,667(2)	31.6275 53.8350 30.0250 53.3100	10/5/2014 10/1/2017 2/19/2019 10/4/2020	(4)	45,000(4)	2,172,150	100,000	4,827,000
F. L. Steeves	4/3/07 2/19/09 10/4/10	100,000 43,334 36,666(2)	73,334(2)	42.9100 30.0250 53.3100	4/3/2017 2/19/2019 10/4/2020	(4)	25,000(4)	1,206,750	110,000	5,309,700

(1) Consists of stock options granted under the Company's stock option plans.

(2) The options became exercisable in three equal annual installments beginning on October 4, 2011.

(3) Includes 160,520 options which were transferred to The Galvin Family Trust for estate planning purposes. For additional information on The Galvin Family Trust, see footnote (7) under Stock Ownership of Directors and Executive Officers.

[Table of Contents](#)

(4) Consists of restricted stock for each of the named executive officers which vests as follows:

Name	Number of Shares	Vesting Term (in years)	Grant Date	Vesting Date
D. N. Farr	100,000	10	10/1/2002	10/1/2012
	80,000	5	10/5/2009	10/5/2014
	80,000	5	10/4/2010	10/4/2015
	80,000	6	10/3/2011	10/3/2017
	100,000	10	10/7/2008	10/7/2018
W. J. Galvin	150,000	3	10/5/2009	10/5/2012
	10,000	4	10/7/2008	10/7/2012
E. L. Monser	20,000	10	11/4/2002	11/4/2012
	20,000	8	11/7/2006	11/7/2014
	10,000	8	10/1/2007	10/1/2015
	10,000	7	10/7/2008	10/7/2015
	5,000	5	10/3/2011	10/3/2016
F. J. Dellaquila	15,000	5	10/3/2011	10/3/2016
	10,000	10	10/7/2008	10/7/2018
	20,000	10	10/5/2009	10/5/2019
C. A. Peters	40,000	10	10/4/2005	10/4/2015
	5,000	5	10/3/2011	10/3/2016
	20,000	10	10/7/2008	10/7/2018
C. W. Ashmore	15,000	5	10/4/2010	10/4/2015
	5,000	5	10/3/2011	10/3/2016
	25,000	10	5/6/2008	05/6/2018
F. L. Steeves	5,000	5	10/3/2011	10/3/2016
	10,000	10	10/1/2007	10/1/2017
	10,000	8	10/4/2010	10/4/2018

(5) Based on the closing market price of the Company's common stock of \$48.27 on September 28, 2012.

(6) Consists of performance share awards granted in fiscal 2010 under the 2010 performance shares program (under our 2006 Incentive Shares Plan), which are subject to the achievement of the financial target for the performance period ending September 30, 2013. The target and maximum number of shares that can be earned under these awards are shown in this column. Participants cannot earn greater than 100% of the maximum, regardless of the extent to which actual Company performance exceeds the target. Payout for a performance period is made as soon as practicable after the achievement of the performance target, provided that the Committee may establish additional vesting conditions for retention purposes. Earned performance shares are paid to participants in stock, with a portion paid in cash to cover tax obligations of participants. Under the 2010 performance shares program, 60% of any earned performance share units will be paid at the end of the four-year performance period, and the remaining 40% will be paid one year later, subject to continued service. See "Performance Shares Program" at page 24 above for additional information regarding the program and additional detail on performance shares, including how the shares are earned.

[Table of Contents](#)

Option Exercises and Stock Vested

The following table provides information for fiscal 2012 for our named executive officers on (1) stock option exercises during fiscal 2012, including the number of shares acquired on exercise and (2) the vesting of restricted stock, and, in each case, the values realized therefrom.

Name	Option Awards		Stock Awards	
	Number of Shares Acquired on Exercise (#)	Value Realized on Exercise (\$)(1)	Number of Shares Acquired on Vesting (#)	Value Realized on Vesting (\$)(3)
D. N. Farr	198,001	4,637,586	110,000(2)	4,495,150
W. J. Galvin	21,660	526,663	50,000(2) 30,000(2)	2,043,250 1,521,900
E. L. Monser	40,000	991,793	—	—
F. J. Dellaquila	3,334	82,383	—	—
C. A. Peters	—	—	—	—
C. W. Ashmore	10,000	234,450	10,000(2)	414,250
F. L. Steeves	—	—	—	—

- (1) Values for stock options represent the difference between the exercise price of the options and the market price of the Company's common stock at exercise, based on the average of the high and low market prices on the day of exercise.
- (2) Represents the vesting of restricted stock as follows: D. N. Farr, 6 years; W. J. Galvin, 6 years and 4 years; and C. W. Ashmore, 10 years, respectively.
- (3) Value realized for restricted stock described in footnote (2) above reflects the market value based on the average of the high and low market prices on the date of vesting, or the first business day following the date of vesting.

Pension Benefits

The table below presents information on the pension benefits for the named executive officers under each of the following pension plans.

Emerson Retirement Plan

The Emerson Electric Co. Retirement Plan is a tax-qualified retirement program that covered approximately 75,000 participants as of September 30, 2012. As applicable to the named executive officers, the plan provides benefits based primarily on a formula that considers the highest consecutive five-year average of the executive's annual cash earnings (final average earnings). Earnings for this plan include base salary plus bonus payments, but may not exceed an IRS-prescribed limit applicable to tax-qualified plans (\$245,000 for fiscal 2012).

The formula provides an annual benefit accrual for each year of service of 1.0% of final average earnings up to "covered compensation" and 1.5% of final average earnings in excess of "covered compensation," limited to 35 years of service. When the employee has attained 35 years of service, the annual accrual is 1.0% of final average earnings. "Covered compensation" is based on the average of Social Security taxable wage bases, and varies per individual based on Social Security retirement age. A small portion of the accrued benefits payable from the Emerson Retirement Plan for Messrs. Farr, Galvin, Peters and Ashmore includes benefits determined under different but lesser pension formulas for periods of prior service at various Company business units.

The accumulated benefit that an employee earns over his or her career with the Company is payable upon retirement on the basis of an annuity on a monthly basis for life with a guaranteed minimum term of five years. The normal retirement age is defined for this plan as 65. Employees are eligible to retire early under the plan once they have attained age 55 and 10 years of service. As of September 30, 2012, Messrs. Farr, Galvin, Monser, Dellaquila and Peters have met the eligibility requirements for early retirement under the Plan. In the event the employee retires before normal retirement age, the accrued benefit is reduced for the number of years prior to age 65 that the benefit commences (4% for each of the first 5 years that

[Table of Contents](#)

retirement precedes age 65, and 5% for each additional year). Employees vest in their accrued benefit after 5 years of service. The Plan provides for spousal joint and survivor annuity options. No employee contributions are required.

Benefits under the Emerson Retirement Plan are subject to the limitations imposed under Section 415 of the Internal Revenue Code (which in fiscal 2012 is \$200,000 per year for a single life annuity payable at an IRS-prescribed retirement age). This ceiling may be actuarially adjusted in accordance with IRS rules for items such as other forms of distribution and different annuity starting dates.

Emerson Pension Restoration Plan

The Emerson Electric Co. Pension Restoration Plan is a non-qualified plan that is an unfunded obligation of the Company. Benefits are payable from the Company's general operating funds. Participation in, and benefits payable from, the Plan are by award, subject to the approval of the Compensation Committee. Messrs. Farr, Galvin, Monser, and Peters have been selected to participate in the Plan. At age 65 or later termination of employment, the Plan will provide a benefit based on the same final average earnings formula as described above for the Emerson Retirement Plan, for all years of service at Emerson, and without regard to the IRS-prescribed limitations on benefits and compensation as described in the Emerson Retirement Plan. The benefit payable from the Pension Restoration Plan is reduced by the benefit received from the Emerson Retirement Plan. Benefits payable from the Pension Restoration Plan are generally payable in the same annuity form as the benefits paid from the Emerson Retirement Plan. In the event a named executive officer leaves the Company before normal retirement age, the benefit payable to the executive is determined in the discretion of the Committee. No pension benefits were paid to any of the named executive officers during fiscal 2012.

The amounts reported in the table below equal the present value of the accumulated benefit at September 30, 2012 for the named executive officers under each plan based upon the assumptions described in footnote (2).

Pension Benefits

Name	Plan Name	Number of Years Credited Service (#)(1)	Present Value of Accumulated Benefit (\$)(2)	Payments During Last Fiscal Year (\$)
D. N. Farr	Emerson Electric Co. Retirement Plan	32	987,000	—
	Emerson Electric Co. Pension Restoration Plan	32	15,568,000	—
W. J. Galvin	Emerson Electric Co. Retirement Plan	40	1,568,000	—
	Emerson Electric Co. Pension Restoration Plan	40	10,967,000	—
E. L. Monser	Emerson Electric Co. Retirement Plan	11	429,000	—
	Emerson Electric Co. Pension Restoration Plan	11	2,237,000	—
F. J. Dellaquila	Emerson Electric Co. Retirement Plan	22	610,000	—
C. A. Peters	Emerson Electric Co. Retirement Plan	36	971,000	—
	Emerson Electric Co. Pension Restoration Plan	36	4,801,000	—
C. W. Ashmore	Emerson Electric Co. Retirement Plan	22	472,000	—
F. L. Steeves	Emerson Electric Co. Retirement Plan	6	198,000	—

- (1) The number of years of service credited under the plans is computed as of the same pension plan measurement date used for financial statement reporting purposes with respect to the Company's financial statements for the last completed fiscal year. Mr. Monser has 31 years of service with the Company, but only 11 years of credited service under our Retirement Plan as he previously participated in a subsidiary profit sharing plan.
- (2) The accumulated benefit is based on service and earnings (as described above) considered by the plans for the period through September 30, 2012. The present value has been calculated assuming that the named executive officers will remain in service until age 65 (with the exception of Mr. Galvin, who is currently 66), the age at which retirement may occur without any reduction in benefits, and that the benefit is payable under the stated form of annuity. Except for the assumption that the executives remain in service and retire at age 65, the present value is based on the assumptions as described in Note 10 to the Company's fiscal year 2012 financial statements in the Company's Annual Report on Form 10-K.

[Table of Contents](#)

Nonqualified Deferred Compensation

The Emerson Electric Co. Savings Investment Restoration Plan (“Savings Investment Restoration Plan”) is a nonqualified, unfunded defined contribution plan. The plan provides participants with benefits that would have been provided under the Emerson Electric Co. Employee Savings Investment Plan, the Company’s qualified 401(k) plan (the “ESIP”), but could not be provided due to Internal Revenue Code (“IRC”) qualified plan compensation limits.

Participants in the Savings Investment Restoration Plan are individuals who have been designated by the Compensation Committee. Under the Plan, participants may elect to defer up to 20% of compensation and the Company will make matching contributions for participants who elect to defer at least 5% of compensation in an amount equal to 50% of the first 5% of those deferrals (but not to exceed 2.5% of compensation less the maximum matching amount the participant could have received under the ESIP). Compensation generally includes cash pay (base salary plus annual cash bonus) received by a participant, including employee ESIP contributions, and excludes any reimbursements, payments under incentive shares plans, stock option gains, any other stock-based awards and any severance payments. Amounts deferred under the plan (which are 100% vested) will be credited with returns based on the same investment alternatives selected by the participant under the ESIP, which include an Emerson common stock fund and 27 other mutual fund investment alternatives. The Company matching contributions vest 20% each year for the first 5 years of service, after which the participant is 100% vested. The matching contributions are credited to a book-entry account reflecting units equivalent to Emerson stock. There are no “above-market earnings” as all earnings are market-based consistent with the investment funds elected. All deferred amounts and the Company matching contributions are accounted for on the Company’s financial statements and are unfunded obligations of the Company which are paid in cash when benefit payments commence.

Generally, distribution of vested account balances occurs no later than one year following termination of employment in a lump sum. Upon retirement, or in other certain instances, participants may elect to receive their account balances in up to ten equal annual installments. Unvested matching contributions shall be fully vested in the event of (i) retirement with the approval of the Compensation Committee on or after the age of 55, (ii) death or disability, (iii) termination of the plan, or (iv) a change of control of the Company. All or a portion of any participant’s vested account balance may be distributed earlier in the event of an unforeseeable emergency, if approved by the Compensation Committee. For amounts deferred or vested as of December 31, 2004, a participant may receive a distribution of after-tax deferrals upon 30 days notice.

Non-Qualified Deferred Compensation

Name	Executive Contributions in Last FY (\$)(1)	Registrant Contributions in Last FY (\$)(1)	Aggregate Earnings in Last FY (\$)(1)	Aggregate Withdrawals/ Distributions (\$)	Aggregate Balance at Last FYE (\$)(2)
D. N. Farr	182,448	83,874	940,724	—	5,221,151
W. J. Galvin	194,917	41,379	572,671	—	4,338,846
E. L. Monser	124,510	31,641	200,753	—	1,352,752
F. J. Dellaquila	144,375	26,348	127,889	—	2,099,205
C. A. Peters	72,219	28,759	366,609	—	1,755,733
C. W. Ashmore	127,396	24,499	192,129	—	940,464
F. L. Steeves	133,917	26,129	143,631	—	1,015,401

- (1) Includes amounts contributed by each named executive officer and by the Company, respectively, to the Savings Investment Restoration Plan. Executive and Company contributions in the last fiscal year have been included in the Salary and All Other Compensation columns, respectively, of the Summary Compensation Table. Aggregate earnings under the plan are not above-market and are not included in the Summary Compensation Table.
- (2) Includes amounts reported as compensation for the named executive officers in the Summary Compensation Table for previous years. For fiscal 2012, the amounts referred to in footnote (1) above are included in the Summary Compensation Table as described. The following aggregate amounts of executive and Company contributions were included in the Summary Compensation Table for fiscal 2011 and 2010, respectively (with the Company portion of the aggregate amount in parentheses): Mr. Farr-\$248,759 (\$78,836), \$195,203 (\$60,984); Mr. Galvin-\$216,271 (\$38,354),

Table of Contents

\$184,058 (\$31,912); Mr. Monser-\$143,217 (\$29,514), \$121,235 (\$24,318); Mr. Dellaquila-\$126,058 (\$21,062), \$109,962 (\$15,509); Mr. Peters-\$93,578 (\$27,109), \$79,109 (\$22,286); and Mr. Steeves-\$107,526 (\$24,734), \$173,562 (\$20,604). For Mr. Ashmore those amounts included in the Summary Compensation Table for fiscal 2011 were \$134,086 (\$21,898). For prior years, all amounts contributed by a named executive officer and by the Company in such years have been reported in the Summary Compensation Table in our previously filed proxy statements in the year earned, to the extent the executive was named in such proxy statements and the amounts were so required to be reported in such tables.

Potential Payments Upon Termination or Change of Control

As described in the Compensation Discussion and Analysis beginning on page 17, the named executive officers do not have any written or oral employment agreements with the Company and have no other agreements that contain severance or “golden parachute” provisions. Mr. Galvin has announced his retirement from the Company effective on February 5, 2013. It is expected that Mr. Galvin will become a consultant to the Company after his retirement, on terms to be determined.

The information below generally describes payments or benefits under the Company’s compensation plans and arrangements that would be available to all participants in the plans, including the named executive officers, in the event of the participant’s termination of employment or of a Change of Control of the Company. Any such payments or benefits that a named executive officer has elected to defer would be provided in accordance with the requirements of Internal Revenue Code Section 409A. Payments or benefits under other plans and arrangements that are generally available to the Company’s employees on similar terms are not described.

Conditions and Obligations Applicable to Receipt of Termination/Change of Control Payments

In the event of any termination or Change of Control, all executives participating in stock options, performance shares, restricted stock or the Pension Restoration Plan have the following obligations to the Company.

Stock Options. Named executive officers awarded stock options are obligated to maintain the confidentiality of Company information, to assign to the Company intellectual property rights, and not to compete with, or solicit the employees of, the Company.

Performance Shares and Restricted Stock. Named executive officers awarded performance shares or restricted stock are obligated not to compete with, or solicit the employees of, the Company during and for two years after termination of employment.

Pension Restoration Plan. If any participating named executive officer is discharged for cause, enters into competition with the Company, interferes with the Company’s relations with a customer, or engages in any activity that would result in a decrease in or loss of sales by the Company, the named executive officer’s rights to benefits under this Plan will be forfeited, unless the Compensation Committee determines that the activity is not detrimental to the Company’s interests.

Additionally, upon retirement and involuntary termination, named executive officers generally execute letter agreements reaffirming their applicable confidentiality, non-competition and non-solicitation obligations and may enter into extended non-competition agreements with the Company.

Payments Made Upon Retirement

Upon retirement, the Company’s compensation plans and arrangements provide as follows:

- The Compensation Committee has the discretion to determine whether any annual cash bonus award, or any part of it, would be paid, subject to satisfaction of pre-established performance conditions;
- Upon retirement (as determined by the Committee), all unvested stock options would vest, and all unexercised options could be exercised for a period of up to five years after retirement, but no longer than the original option term. For stock options granted after October 1, 2012, the options must be held for at least 12 months before retirement in order to vest;
- Upon retirement after age 65, the named executive officer would receive a prorated payout of performance shares, as reasonably determined by the Compensation Committee, subject to satisfaction of pre-established performance conditions, to be paid after the end of the applicable performance period. Before age 65, the Compensation Committee has the discretion to determine whether the named executive officer would receive a prorated, other or no payout of performance shares, which payout would be made after the performance period, subject to the satisfaction of performance conditions;

[Table of Contents](#)

- The Compensation Committee has the discretion to determine whether to allow the named executive officer to continue to vest in restricted stock following retirement, or to reduce the vesting period (to not less than three years);
- If not previously vested, the named executive officer would be vested in Company contributions to his or her Savings Investment Restoration Plan account if retirement occurs with the approval of the Compensation Committee on or after age 55; and
- Under the Company's Pension Restoration Plan, a named executive officer's benefit commences after age 65 (or retirement, if later) and is paid in the form of an annuity on a monthly basis (no lump sum distributions).

Payments Made Upon Death or Disability

Upon death or total disability, the Company's compensation plans and arrangements provide as follows:

- The Compensation Committee has the discretion to determine whether any annual cash bonus award, or any part of it, would be paid, subject to satisfaction of pre-established performance conditions;
- All unvested stock options would vest immediately upon death, and all unexercised options could be exercised for a period of up to one year after death, but no longer than the original option term. Upon termination due to disability, the named executive officer generally would have up to one year, but no longer than the original option term, to exercise any previously vested options (no accelerated vesting). For stock options granted under the 2011 Stock Option Plan, upon termination due to disability, all unvested stock options would immediately vest and be exercisable for a period of up to one year, but no longer than the original term;
- The Compensation Committee has the discretion to determine whether the named executive officer would receive full, partial or no payout of performance shares, subject to satisfaction of pre-established performance conditions;
- Awards of restricted stock will be prorated for the period of service during the restriction period and distributed free of restriction at the end of the vesting period and the Compensation Committee has the discretion to determine whether to reduce the vesting period to not less than three years;
- If not previously vested, the named executive officer would be vested in Company contributions to his or her Savings Investment Restoration Plan account;
- Upon the death of a named executive officer participating in the Pension Restoration Plan, the surviving spouse would receive, in the form of an annuity payment on a monthly basis commencing at the named executive officer's date of death, benefits equal to 50% of the actuarially equivalent accrued benefit. Upon termination due to disability, benefits would start when the named executive officer reaches age 65 (or termination, if later) and be paid in the form of an annuity on a monthly basis; and
- Upon a named executive officer's death, the beneficiaries would receive proceeds from term life insurance provided by the Company.

Payments Made Upon Other Termination

If the named executive officer's employment terminates for a reason other than as described above (i.e., voluntary termination, termination for cause or involuntary termination), he or she would only receive:

- Payment of the vested portion of the named executive officer's Savings Investment Restoration Plan account, which payment would be made after termination, in a single lump sum.

Under the Company's compensation plans and arrangements, the Compensation Committee may also, in its discretion, determine whether any of the additional payments or benefits described below would be paid to the named executive officer. However, this exercise of discretion is unlikely to result in the payment of any additional benefits in the case of voluntary quit or termination for cause.

- The Compensation Committee has the discretion to determine whether any annual cash bonus award, or any part of it, would be paid, subject to satisfaction of pre-established performance conditions;
- If termination occurs with Company consent, the Compensation Committee may permit the named executive officer to have up to three months after termination, but no longer than the original option term, to exercise any previously vested stock options;

[Table of Contents](#)

- The Compensation Committee has the discretion to determine whether the named executive officer would receive full, partial or no payout of performance shares, subject to satisfaction of pre-established performance conditions;
- The Compensation Committee has the discretion to determine whether to allow the named executive officer to continue to vest in restricted stock following termination, or to reduce the vesting period (to not less than three years); and
- Subject to the discretion of the Compensation Committee, a named executive officer participating in the Pension Restoration Plan would be eligible to receive his or her vested benefits starting after age 65 (or upon termination, if later), paid in the form of an annuity on a monthly basis.

The estimated amounts of the foregoing benefits, based on certain assumptions regarding the exercise of the Committee's authority, are identified in the tables below.

Payments Made Upon Change of Control

Upon a Change of Control, the Company's compensation plans and arrangements provide as follows:

- Annual cash bonus awards are not paid upon a Change of Control;
- Generally, all unvested stock options would vest immediately, and all unexercised options could be exercised for their remaining terms. For options under the Company's 2011 Stock Option Plan, all unvested stock options would become fully exercisable if either the options have not been appropriately assumed by the acquirer, or within two years after the Change of Control, the optionee is involuntarily terminated other than for cause, the optionee's title, duties or responsibilities are adversely changed, or the optionee is required to relocate as a condition to continued employment;
- Performance objectives of outstanding performance share awards would be deemed to be satisfied, with payout to be made immediately;
- All restricted stock awards would vest immediately;
- If not previously vested, the named executive officer would be vested in Company contributions to his or her Savings Investment Restoration Plan account, and the vested amount would be paid in a single lump sum; and
- A named executive officer participating in the Pension Restoration Plan would become fully vested and plan benefits would be paid immediately in a lump sum.

"Change of Control" Definition and Payment Approach

"Change of Control" generally means: (i) the acquisition of beneficial ownership of 20% or more of the Company's common stock, (ii) individuals who currently make up the Company's Board of Directors (or who subsequently become Directors after being approved for election by at least a majority of current Directors) ceasing for any reason to make up at least a majority of the Board, or (iii) approval by the Company's stockholders of (a) a reorganization, merger or consolidation which results in the ownership of 50% or more of the Company's common stock by persons or entities that were not previously stockholders; (b) a liquidation or dissolution of the Company; or (c) the sale of substantially all of the Company's assets. With respect to participants who have deferred payment of earned awards under the 2006 Incentive Shares Plan, the Change of Control must also meet the requirements of Internal Revenue Code Section 409A and any transaction referenced in (iii) must have actually occurred, rather than merely have been approved; and, provided further that, with respect to the Company's Pension Restoration Plan and Savings Investment Restoration Plan, a Change of Control refers to a change in the ownership or effective control of the Company or a change in the ownership of a substantial portion of the assets of the Company, as such terms are defined under Section 409A of the Internal Revenue Code and the regulations promulgated thereunder.

Table of Contents

As described above, immediately upon a Change of Control, named executive officers may exercise all their outstanding stock options, all their outstanding performance shares will be paid out, and their restricted stock vests. This is the so-called “single” trigger treatment for outstanding equity awards, which does not require an additional, or “double” trigger for receiving the benefit, such as termination or significant change in the named executive officers’ duties as a result of a Change of Control. The Company has believed that “single” trigger treatment is appropriate for equity awards for the following reasons:

- It provides employees with the same opportunities as stockholders of the Company, who are free to sell their equity at the time of the Change of Control and to realize the value created at the time of the transaction.
- It ensures that continuing employees are treated the same as terminated employees.
- It is an effective retention device during Change of Control discussions, especially for more senior executives for whom equity represents a significant portion of their total pay.
- It is particularly appropriate for performance based equity, given the potential difficulty of replicating or meeting the performance goals after the Change of Control.

Although our equity compensation plans generally contain a “single” trigger, the 2011 Stock Option Plan, which was approved by stockholders at the 2011 annual meeting, contains a “double” trigger which provides that the options will be triggered if they are not appropriately assumed by an acquirer, but if they are so assumed, are only triggered if within two years of the change of control, the optionee is terminated other than for cause, his or her compensation, title, duties or responsibilities are substantially reduced or adversely affected, or he or she is required to relocate as a condition for continued employment.

Quantification of Payments and Benefits

The following tables quantify the potential payments and benefits upon termination or a Change of Control of the Company for each of the named executive officers, assuming the named executive officer’s employment terminated on September 30, 2012, given the named executive officer’s compensation and service level as of that date and, if applicable, based on the Company’s closing stock price of \$48.27 on that date. Other assumptions made with respect to specific payments or benefits are set forth in applicable footnotes to the tables. Due to the number of factors that affect the nature and amount of any payments or benefits provided upon a termination or Change of Control, including, but not limited to, the date of any such event, the Company’s stock price and the named executive officer’s age, any actual amounts paid or distributed may be different. None of the payments set forth below would be grossed-up for taxes.

D. N. Farr

Executive Benefits and Payments Upon Termination	Retirement (\$)	Death (\$)	Disability (\$)	Voluntary or For Cause Term. (\$)	Invol. Term. not for Cause (\$)	Change of Control (\$)
Annual Cash Incentive	— ⁽¹⁾	— ⁽¹⁾	— ⁽¹⁾	— ⁽²⁾	— ⁽¹⁾	— ⁽³⁾
Stock Options	— ⁽⁴⁾	— ⁽⁴⁾	—	—	—	— ⁽⁴⁾
Performance Shares	— ⁽⁵⁾⁽⁶⁾	— ⁽⁵⁾⁽⁶⁾	— ⁽⁵⁾⁽⁶⁾	— ⁽²⁾⁽⁵⁾	— ⁽⁵⁾⁽⁶⁾	21,721,500 ⁽⁷⁾
Restricted Stock	— ⁽⁸⁾	11,263,000 ⁽⁹⁾	11,263,000 ⁽⁹⁾	— ⁽⁸⁾	— ⁽⁸⁾	21,238,800 ⁽¹⁰⁾
Pension Restoration Plan	—	—	—	—	—	— ⁽¹¹⁾
Life Insurance Benefits	—	200,000 ⁽¹²⁾	—	—	—	—

[Table of Contents](#)
W. J. Galvin⁽¹³⁾

Executive Benefits and Payments Upon Termination	Retirement (\$)	Death (\$)	Disability (\$)	Voluntary or For Cause Term. (\$)	Invol. Term. not for Cause (\$)	Change of Control (\$)
Annual Cash Incentive	— ⁽¹⁾	— ⁽¹⁾	— ⁽¹⁾	— ⁽²⁾	— ⁽¹⁾	— ⁽³⁾
Stock Options	— ⁽⁴⁾	— ⁽⁴⁾	—	—	—	— ⁽⁴⁾
Performance Shares	—	—	—	—	—	—
Restricted Stock	— ⁽⁸⁾	7,723,200 ⁽⁹⁾	7,723,200 ⁽⁹⁾	— ⁽⁸⁾	— ⁽⁸⁾	7,723,200 ⁽¹⁰⁾
Pension Restoration Plan	—	—	—	—	—	— ⁽¹¹⁾
Life Insurance Benefits	—	200,000 ⁽¹²⁾	—	—	—	—

E. L. Monser

Executive Benefits and Payments Upon Termination	Retirement (\$)	Death (\$)	Disability (\$)	Voluntary or For Cause Term. (\$)	Invol. Term. Not for Cause (\$)	Change of Control (\$)
Annual Cash Incentive	— ⁽¹⁾	— ⁽¹⁾	— ⁽¹⁾	— ⁽²⁾	— ⁽¹⁾	— ⁽³⁾
Stock Options	— ⁽⁴⁾	— ⁽⁴⁾	—	—	—	— ⁽⁴⁾
Performance Shares	— ⁽⁵⁾⁽⁶⁾	— ⁽⁵⁾⁽⁶⁾	— ⁽⁵⁾⁽⁶⁾	— ⁽²⁾⁽⁵⁾	— ⁽⁵⁾⁽⁶⁾	8,447,250 ⁽⁷⁾
Restricted Stock	— ⁽⁸⁾	2,315,236 ⁽⁹⁾	2,315,236 ⁽⁹⁾	— ⁽⁸⁾	— ⁽⁸⁾	3,137,550 ⁽¹⁰⁾
Pension Restoration Plan	—	—	—	—	—	— ⁽¹¹⁾
Life Insurance Benefits	—	200,000 ⁽¹²⁾	—	—	—	—

F. J. Dellaquila

Executive Benefits and Payments Upon Termination	Retirement (\$)	Death (\$)	Disability (\$)	Voluntary or For Cause Term. (\$)	Invol. Term. Not for Cause (\$)	Change of Control (\$)
Annual Cash Incentive	— ⁽¹⁾	— ⁽¹⁾	— ⁽¹⁾	— ⁽²⁾	— ⁽¹⁾	— ⁽³⁾
Stock Options	— ⁽⁴⁾	— ⁽⁴⁾	—	—	—	— ⁽⁴⁾
Performance Shares	— ⁽⁵⁾⁽⁶⁾	— ⁽⁵⁾⁽⁶⁾	— ⁽⁵⁾⁽⁶⁾	— ⁽²⁾⁽⁵⁾	— ⁽⁵⁾⁽⁶⁾	4,827,000 ⁽⁷⁾
Restricted Stock	— ⁽⁸⁾	627,510 ⁽⁹⁾	627,510 ⁽⁹⁾	— ⁽⁸⁾	— ⁽⁸⁾	2,172,150 ⁽¹⁰⁾
Pension Restoration Plan	N/A	N/A	N/A	N/A	N/A	N/A
Life Insurance Benefits	—	200,000 ⁽¹²⁾	—	—	—	—

C. A. Peters

Executive Benefits and Payments Upon Termination	Retirement (\$)	Death (\$)	Disability (\$)	Voluntary or For Cause Term. (\$)	Invol. Term. not for Cause (\$)	Change of Control (\$)
Annual Cash Incentive	— ⁽¹⁾	— ⁽¹⁾	— ⁽¹⁾	— ⁽²⁾	— ⁽¹⁾	— ⁽³⁾
Stock Options	— ⁽⁴⁾	— ⁽⁴⁾	—	—	—	— ⁽⁴⁾
Performance Shares	— ⁽⁵⁾⁽⁶⁾	— ⁽⁵⁾⁽⁶⁾	— ⁽⁵⁾⁽⁶⁾	— ⁽²⁾⁽⁵⁾	— ⁽⁵⁾⁽⁶⁾	6,516,450 ⁽⁷⁾
Restricted Stock	— ⁽⁸⁾	1,785,990 ⁽⁹⁾	1,785,990 ⁽⁹⁾	— ⁽⁸⁾	— ⁽⁸⁾	3,137,550 ⁽¹⁰⁾
Pension Restoration Plan	—	—	—	—	—	— ⁽¹¹⁾
Life Insurance Benefits	—	200,000 ⁽¹²⁾	—	—	—	—

C. W. Ashmore

Executive Benefits and Payments Upon Termination	Retirement (\$)	Death (\$)	Disability (\$)	Voluntary or For Cause Term. (\$)	Invol. Term. Not for Cause (\$)	Change of Control (\$)
Annual Cash Incentive	— ⁽¹⁾	— ⁽¹⁾	— ⁽¹⁾	— ⁽²⁾	— ⁽¹⁾	— ⁽³⁾
Stock Options	— ⁽⁴⁾	— ⁽⁴⁾	—	—	—	— ⁽⁴⁾
Performance Shares	— ⁽⁵⁾⁽⁶⁾	— ⁽⁵⁾⁽⁶⁾	— ⁽⁵⁾⁽⁶⁾	— ⁽²⁾⁽⁵⁾	— ⁽⁵⁾⁽⁶⁾	4,827,000 ⁽⁷⁾
Restricted Stock	— ⁽⁸⁾	820,590 ⁽⁹⁾	820,590 ⁽⁹⁾	— ⁽⁸⁾	— ⁽⁸⁾	2,172,150 ⁽¹⁰⁾
Pension Restoration Plan	N/A	N/A	N/A	N/A	N/A	N/A
Life Insurance Benefits	—	150,000 ⁽¹²⁾	—	—	—	—

[Table of Contents](#)

F. L. Steeves

Executive Benefits and Payments Upon Termination	Retirement (\$)	Death (\$)	Disability (\$)	Voluntary or For Cause Term. (\$)	Invol. Term. Not for Cause (\$)	Change of Control (\$)
Annual Cash Incentive	— ⁽¹⁾	— ⁽¹⁾	— ⁽¹⁾	— ⁽²⁾	— ⁽¹⁾	— ⁽³⁾
Stock Options	— ⁽⁴⁾	— ⁽⁴⁾	—	—	—	— ⁽⁴⁾
Performance Shares	— ⁽⁵⁾⁽⁶⁾	— ⁽⁵⁾⁽⁶⁾	— ⁽⁵⁾⁽⁶⁾	— ⁽²⁾⁽⁵⁾	— ⁽⁵⁾⁽⁶⁾	5,309,700 ⁽⁷⁾
Restricted Stock	— ⁽⁸⁾	410,295 ⁽⁹⁾	410,295 ⁽⁹⁾	— ⁽⁸⁾	— ⁽⁸⁾	1,206,750 ⁽¹⁰⁾
Pension Restoration Plan	N/A	N/A	N/A	N/A	N/A	N/A
Life Insurance Benefits	—	—	—	—	—	—

- (1) The Committee has discretion as to whether to pay or not pay a bonus, subject to satisfaction of performance conditions. For illustrative purposes only, the bonuses paid for fiscal year 2012 were: Mr. Farr-\$1,900,000; Mr. Galvin-\$950,000; Mr. Monser-\$850,000; Mr. Dellaquila-\$800,000; Mr. Peters-\$800,000; Mr. Ashmore-\$700,000; and Mr. Steeves-\$700,000.
- (2) The Committee has discretion as to whether to pay or not pay a bonus, subject to satisfaction of performance conditions. This column assumes the Committee would not pay a bonus or make a performance shares payout.
- (3) There would be no additional acceleration or special treatment for annual cash incentive opportunities for the fiscal year in which the Change of Control occurs.
- (4) Represents market value of \$48.27 per share minus exercise price for all unvested options (but not less than zero). The number of unvested options for each named executive officer is set forth in the Outstanding Equity Awards at Fiscal Year-End table at page 35 above.
- (5) The Committee has discretion to provide a prorated, other or no payout, subject to the achievement of performance conditions.
- (6) For illustrative purposes only, assumes Committee does not allow any payout for the performance share awards granted in 2010. See Outstanding Equity Awards at Fiscal Year-End table at page 35 above.
- (7) The amount shown includes the entire amount of 2010 awards.
- (8) The Committee has discretion to provide for continued vesting of unvested restricted stock or to reduce the vesting period to not less than three years. Assumes Committee would exercise its discretion to not allow any further vesting.
- (9) Represents a prorated amount of the value of all unvested shares of restricted stock, based on number of years elapsed and rounding up to whole years. See Outstanding Equity Awards at Fiscal Year-End table at page 35 above.
- (10) The amount shown includes the value of all unvested shares of restricted stock. See Outstanding Equity Awards at Fiscal Year-End table at page 35 above.
- (11) Amounts shown include any difference between the discounted present value of benefits in such event compared to amounts shown in the Pension Benefits table. Upon a Change of Control, the amounts shown also include the discounted present value of any unvested amounts under the Pension Restoration Plan.
- (12) Represents face amount of policies paid for by the Company which are not generally available to all employees.
- (13) Mr. Galvin has announced his retirement from the Company effective on February 5, 2013. It is expected that Mr. Galvin will become a consultant to the Company after his retirement, on terms to be determined.

IV. RATIFICATION OF INDEPENDENT REGISTERED PUBLIC ACCOUNTING FIRM

In accordance with its Charter, the Audit Committee has selected KPMG LLP, independent registered public accounting firm, to audit the Company's consolidated financial statements for fiscal 2013. KPMG LLP served as the Company's independent registered public accounting firm for fiscal 2012. The Audit Committee is asking the stockholders to ratify the appointment of KPMG LLP as the Company's independent registered public accounting firm for the fiscal year ending September 30, 2013.

[Table of Contents](#)

The Audit Committee is not required to take any action as a result of the outcome of the vote on this proposal. In the event stockholders fail to ratify the appointment, the Audit Committee may reconsider this appointment. Even if the appointment is ratified, the Audit Committee, in its discretion, may direct the appointment of a different independent accounting firm at any time during the year if the Committee determines that such a change would be in the Company's and the stockholders' best interests.

The Audit Committee has approved in advance all services provided by KPMG LLP. A member of KPMG LLP will be present at the meeting with the opportunity to make a statement and respond to appropriate questions from stockholders.

Board and Audit Committee Recommendation. THE BOARD OF DIRECTORS AND THE AUDIT COMMITTEE UNANIMOUSLY RECOMMEND A VOTE FOR THE RATIFICATION OF THE APPOINTMENT OF KPMG LLP AS THE COMPANY'S INDEPENDENT REGISTERED PUBLIC ACCOUNTING FIRM.

V. AMENDMENT TO THE COMPANY'S RESTATED ARTICLES OF INCORPORATION TO DECLASSIFY THE COMPANY'S BOARD OF DIRECTORS

At our 2012 Annual Meeting, stockholders approved an advisory proposal that requested the Board of Directors to take the steps necessary to eliminate the classification of the Board, without affecting the unexpired terms of Directors. In response to this vote, and after careful consideration, the Board is submitting for approval by stockholders the following proposed amendments to our Restated Articles of Incorporation to eliminate the classification of our Board of Directors.

Article 5 of our Restated Articles of Incorporation currently provides that our Directors are divided into three classes, with the term of office of one class expiring each year and the Directors in each class serving three-year terms. If the proposed amendments are adopted and become effective, Directors in office immediately following this Annual Meeting of Stockholders will serve out their three-year terms, but Directors elected by stockholders after this Annual Meeting will be elected to one-year terms. Beginning at the 2016 Annual Shareholders' Meeting, all Directors would be subject to annual election for one-year terms.

The proposed changes to Article 5 are set forth in their entirety in Appendix B to this proxy statement.

In accordance with Missouri law, the Board of Directors has adopted resolutions submitting these proposed amendments to stockholders and is recommending them to stockholders for approval.

Information about the voting standard for this proposal appears on page 48. If the proposed amendments are adopted and become effective, the Board will adopt conforming amendments to our Bylaws.

Board Recommendation. THE BOARD OF DIRECTORS UNANIMOUSLY RECOMMENDS A VOTE FOR AMENDMENT TO THE COMPANY'S RESTATED ARTICLES OF INCORPORATION TO DECLASSIFY THE COMPANY'S BOARD OF DIRECTORS.

VI. STOCKHOLDER PROPOSAL ON SUSTAINABILITY REPORTING

Certain stockholders have informed the Company that they intend to present the following proposal at the meeting:

SUSTAINABILITY REPORTING

RESOLVED

Shareholders request that Emerson issue a sustainability report describing the company's environmental, social and governance (ESG) performance including greenhouse gas (GHG) reduction targets and goals. The report should be available on the company website by September 1, 2013, prepared at reasonable cost, omitting proprietary information.

SUPPORTING STATEMENT

We believe tracking and reporting on ESG business practices makes a company more responsive to a global business environment which is characterized by finite natural resources, changing legislation, and heightened public expectations for corporate accountability. Reporting also helps companies better integrate and gain strategic value from existing sustainability efforts, identify gaps and opportunities in products and processes, develop company-wide communications, publicize innovative practices and receive feedback.

Signatories to the Principles for Responsible Investment (PRI) represent over 1000 investors and asset owners who collectively hold over \$38 trillion of assets under management. They seek the integration of ESG factors in investment

[Table of Contents](#)

decision making and require information on ESG factors to analyze fully the risks and opportunities associated with existing and potential investments. Major firms such as BlackRock and T. Rowe Price are PRI signatories. Bloomberg Investment Services provide ESG performance that these investors utilize in investment decisions.

Carbon Disclosure Project (CDP), representing over 550 institutional investors globally with \$71 trillion in assets, has for years requested greater disclosure from companies on their climate change management programs. Over two thirds of the S&P 500 now report to CDP. Climate change is one of the most financially significant environmental issues, yet Emerson Electric's (Emerson) low CDP disclosure score of 24/100 reflects its lack of GHG emissions abatement targets and goals.

Corporate reporting on sustainability is on the rise globally. In 2011, there was a 46% increase in the number of organizations worldwide using the Global Reporting Initiative's (GRI) Guidelines (G3) for their ESG reporting. (<http://www.ga-institute.com/>) Over 80% of Fortune 250 companies produce sustainability reports. (<http://www.kpmg.com>)

In contrast, Emerson does not report on its sustainability efforts or GHG management plans. Although Emerson describes its general commitment to corporate citizenship on its website investors increasingly look for much more detail on ESG performance metrics. Data on occupational safety and health, vendor and labor standards, waste and water reduction targets and product-related environmental impacts are important business considerations. Not managing these properly could pose significant regulatory, legal, reputational and financial risks. General Electric, a main competitor, publishes an annual comprehensive sustainability report.

While Emerson delivers products that reduce energy use, information on how Emerson meets goals to manage and reduce its own environmental impact is currently not disclosed.

Last year 35% of shares (excluding abstentions) voted in favor of this resolution, a substantial level of support that management should not ignore.

We recommend the report include a company-wide review of policies, practices and metrics related to ESG performance using the GRI guidelines as a checklist. The GRI Guidelines are a globally accepted "gold standard" reporting framework enabling companies to expand reporting over time.

The Company will provide to stockholders the names and addresses of the proponents and the number of shares of Emerson stock held by them promptly upon receiving an oral or written request therefor.

Board Recommendation. THE BOARD OF DIRECTORS UNANIMOUSLY RECOMMENDS A VOTE AGAINST THIS PROPOSAL.

Emerson has a long history of dedication to good corporate citizenship and social responsibility — environmental, social, charitable, and otherwise — and to corporate transparency. As stated in last year's proxy statement, and as detailed below, we believe that preparing a "sustainability report" is not a prudent use of our human and financial resources, nor are such expenditures in the best interest of our stockholders.

A similar proposal was presented to Emerson stockholders at last year's annual meeting and was defeated, receiving only approximately 29% of all votes cast on the proposal.

The Board recognizes the importance, as both an ethical and a business responsibility, of addressing the environmental and social impact of Emerson's business. The "Corporate Citizenship" section of our website at www.Emerson.com provides information about the following subjects:

- Our business and personal standards of ethics;
- Commitment to people, open communication and leadership as a cornerstone of our business process;
- Efforts to create and sustain healthy and safe work environments reflecting our respect for our employees and others;
- Ongoing audit, retrofit and new development efforts to obtain LEED (Leadership in Energy and Environmental Design) certification from the U.S. Green Building Council for various Company locations worldwide;
- Environmental stewardship activities, including 1) our commitment to provide products and services that improve energy efficiencies and reduce potential harm to the environment, and 2) efforts to operate our facilities in a manner that protects the environment, meets or exceeds government requirements, and continually reduces energy consumption and waste;

Table of Contents

- Efforts to develop and manage a responsible global supply chain, including our Supplier Code of Conduct;
- Our engagement of the developing world in global growth, opportunity, and rising standards of living; and
- Our contributions to the community, such as charitable contributions and support to local educational programs throughout the world.

The Sustainability Reporting Guidelines (the “Guidelines”) published by the Global Reporting Initiative are over 45 pages in length (190 pages including appendices). A report prepared in accordance with the Guidelines would require extensive and detailed scientific and technical analyses, requiring substantial and unreasonable amounts of funds and personnel time, and most likely the employment of consultants with specialized expertise, diverting these valuable resources from where they are most needed at the present time.

The Board believes that the Company’s proxy statement, other public filings, news releases and our website already provide a comprehensive, wide-ranging and transparent report on our environmental, social, charitable and governance business practices. The report will provide no meaningful additional safety, health, environmental and social benefits beyond our current policies, practices and initiatives, and no meaningful additional benefit to our stockholders, employees or the communities in which we operate. We believe our time, efforts and finances would be better used in the continuation of such policies and initiatives.

FOR THESE REASONS, THE BOARD OF DIRECTORS UNANIMOUSLY RECOMMENDS A VOTE AGAINST APPROVAL OF THE STOCKHOLDER PROPOSAL ON SUSTAINABILITY REPORTING.

VII. VOTING

Shares may be represented by proxy at the meeting by completing and returning the proxy card or voting by telephone or by Internet. If a quorum is present, the affirmative vote of a majority of the shares entitled to vote which are present in person or represented by proxy at the 2013 Annual Meeting is required to elect Directors, to approve the Company’s executive compensation, to ratify the appointment of KPMG LLP as the Company’s independent registered public accounting firm for fiscal 2013, to approve the stockholder proposal and to act on any other matters properly brought before the meeting except as set forth below. The affirmative vote of 85% of the total voting power of all outstanding shares, whether or not present or represented at the 2013 Annual Meeting, is required to amend the Company’s Restated Articles of Incorporation to declassify the Company’s Board of Directors. Shares represented by proxies which are marked or voted “withhold authority” with respect to the election of any one or more nominees for election as Directors, proxies which are marked or voted “abstain” on the proposal to approve the Company’s executive compensation, on the proposal to ratify the appointment of KPMG LLP as the Company’s independent registered public accounting firm for fiscal 2013, on the proposal to amend the Company’s Restated Articles of Incorporation to declassify the Company’s Board of Directors, or on the stockholder proposal, and proxies which are marked or voted to deny discretionary authority on other matters will be counted for the purpose of determining the number of shares represented by proxy at the meeting. Such proxies will thus have the same effect as if the shares represented thereby were voted against such nominee or nominees, against the proposal to approve the Company’s executive compensation, against the proposal to ratify the appointment of KPMG LLP as the Company’s independent registered public accounting firm for fiscal 2013, against the proposal to amend the Company’s Restated Articles of Incorporation to declassify the Company’s Board of Directors, against the stockholder proposal and against such other matters, respectively.

If a broker indicates on the proxy that it does not have discretionary authority as to certain shares to vote on a particular matter, those shares will not be considered as present and entitled to vote with respect to that matter and thus will have no effect on the outcome of the vote with regard to such matters, except that with respect to the proposal to amend the Company’s Restated Articles of Incorporation to declassify the Company’s Board of Directors, such votes would have the same effect as if the shares represented thereby were voted against such proposal. Please note that previously, brokers were allowed to vote uninstructed shares in uncontested director elections or with regard to certain executive compensation matters. However, brokers now can no longer vote uninstructed shares on your behalf in director elections or with regard to executive compensation matters. For your vote to be counted, you must submit your voting instruction form to your broker.

The Company knows of no other matters to come before the meeting. If any other matters properly come before the meeting, the proxies solicited hereby will be voted on such matters in the discretion of the persons voting such proxies, except proxies which are marked to deny discretionary authority.

VIII. STOCKHOLDERS' PROPOSALS

Proposals of stockholders intended to be presented at the 2014 Annual Meeting scheduled to be held on February 4, 2014, must be received by the Company by August 9, 2013 for inclusion in the Company's proxy statement and proxy relating to that meeting. Upon receipt of any such proposal, the Company will determine whether or not to include such proposal in the proxy statement and proxy in accordance with regulations governing the solicitation of proxies. In order for a stockholder to nominate a candidate for Director, under the Company's Bylaws timely notice of the nomination must be received by the Company in advance of the meeting. Ordinarily, such notice must be received not less than 90 nor more than 120 days before the meeting, i.e., between October 7 and November 6, 2013 for the 2014 Annual Meeting (but if the Company gives less than 100 days' (1) notice of the meeting or (2) prior public disclosure of the date of the meeting, then such notice must be received within 10 days after notice of the meeting is mailed or other public disclosure of the meeting is made). The stockholder filing the notice of nomination must describe various matters regarding the nominee, including, but not limited to, such information as name, address, occupation and shares held. In order for a stockholder to bring other business before a stockholder meeting, timely notice must be received by the Company within the time limits described above in this paragraph for notice of nomination of a candidate for Director. Such notice must include a description of the proposed business, the reasons therefor, and other specified matters. These requirements are separate from the requirements a stockholder must meet to have a proposal included in the Company's proxy statement. The foregoing time limits also apply in determining whether notice is timely for purposes of rules adopted by the Securities and Exchange Commission relating to the exercise of discretionary voting authority.

In each case the notice must be given to the Secretary of the Company, whose address is 8000 West Florissant Avenue, St. Louis, Missouri 63136. Any stockholder desiring a copy of the Company's Bylaws will be furnished one without charge upon written request to the Secretary. A copy of the Bylaws is available on the Company's website at www.Emerson.com, Investor Relations, Corporate Governance, Bylaws.

IX. MISCELLANEOUS

Householding of Proxies

The Securities and Exchange Commission has adopted rules that permit companies and intermediaries such as brokers to satisfy delivery requirements for annual reports and proxy statements with respect to two or more stockholders sharing the same address by delivering a single annual report and/or proxy statement addressed to those stockholders. This process, which is commonly referred to as "householding," potentially provides extra convenience for stockholders and cost savings for companies. The Company and some brokers household annual reports and proxy materials, delivering a single annual report and/or proxy statement to multiple stockholders sharing an address unless contrary instructions have been received from the affected stockholders.

Once you have received notice from your broker or the Company that your broker or the Company will be householding materials to your address, householding will continue until you are notified otherwise or until you revoke your consent.

You may request to receive promptly at any time a separate copy of our annual report or proxy statement, by sending a written request to Emerson Electric Co., 8000 West Florissant Avenue, St. Louis, Missouri 63136, Attn: Investor Relations, or by telephoning 314-553-2197 or by visiting our website.

If, at any time, you no longer wish to participate in householding and would prefer to receive a separate annual report and/or proxy statement in the future, please notify your broker if your shares are held in a brokerage account or the Company if you hold registered shares. You can notify the Company by sending a written request to Emerson Electric Co., 8000 West Florissant Avenue, St. Louis, Missouri 63136, Attn: Investor Relations, or by telephoning 314-553-2197. If, at any time, you and another stockholder sharing the same address wish to participate in householding and prefer to receive a single copy of the Company's annual report and/or proxy statement, please notify your broker if your shares are held in a brokerage account or the Company if you hold registered shares. You can notify the Company by sending a written request to Emerson Electric Co., 8000 West Florissant Avenue, St. Louis, Missouri 63136, Attn: Investor Relations, or by telephoning 314-553-2197.

Additional Filings

The Company's Forms 10-K, 10-Q, 8-K and all amendments to those reports are available without charge through the Company's website on the Internet as soon as reasonably practicable after they are electronically filed with, or furnished to, the Securities and Exchange Commission. They may be accessed as follows: www.Emerson.com, Investor Relations, SEC filings. Information on our website does not constitute part of this proxy statement.

EMERSON DIRECTOR INDEPENDENCE STANDARDS

In order to be considered independent under the rules of the New York Stock Exchange, the Board must determine that a director does not have any direct or indirect material relationship with Emerson Electric Co. (“Emerson”). The Board has established the following guidelines to assist it in determining director independence under the NYSE rules. Any Director who meets the following standards will be deemed independent by the Board:

1. The Director was not employed by Emerson, and no immediate family member of the Director was employed by Emerson as an executive officer, within the preceding three years;
2. The Director is not a partner or employee of Emerson’s independent auditor, and no immediate family member of the Director is a partner of Emerson’s independent auditor, or is employed by such auditor and personally works on Emerson’s audit, and neither the Director nor any immediate family member has been within the preceding three years a partner of or employed by Emerson’s independent auditor and has personally worked on Emerson’s audit within that time;
3. Neither the Director nor any immediate family member of the Director was employed as an executive officer by any company at the same time any Emerson executive officer served as a member of such company’s compensation committee within the preceding three years;
4. Neither the Director, nor any member of the Director’s immediate family received in any twelve-month period during any of Emerson’s last three fiscal years direct compensation in excess of \$120,000 from Emerson other than regular director compensation, pension and other deferred payments that are not in any way contingent on continued service to Emerson, and compensation received by an immediate family member for service as a non-executive officer of Emerson;
5. If the Director is an employee of, or if any immediate family member is an executive officer of, another organization that does business with Emerson, the annual sales to, or purchases from, Emerson by such company in each of the last three fiscal years were less than the greater of two percent of the annual revenues of such company or \$1,000,000;
6. If the Director is an executive officer of another organization which is indebted to Emerson, or to which Emerson is indebted, the total amount of either company’s indebtedness to the other is less than two percent of the total consolidated assets of the company the Director serves as an executive officer;
7. If the Director is, or is a director, executive officer or greater than 10% owner of an entity that is, a paid advisor, paid consultant or paid provider of professional services to Emerson, any member of Emerson’s senior management or any immediate family member of a member of Emerson’s senior management, the amount of such payments is less than the greater of 2% of such entity’s annual revenues or \$1,000,000 during Emerson’s current fiscal year;
8. If the Director is a partner, principal or counsel in a law firm that provides professional services to Emerson, the amount of payments for such services is less than the greater of 2% of such law firm’s annual revenues or \$1,000,000 during Emerson’s current fiscal year;
9. If the Director serves as an officer, director or trustee of a charitable organization to which Emerson makes contributions: (i) Emerson’s discretionary contributions to such organization are less than the greater of two percent of such organization’s total annual charitable receipts or \$1 million; (ii) Emerson’s contributions are normal matching charitable gifts and similar programs available to all employees and independent directors; or (iii) the charitable donation goes through the normal corporate charitable donation approval processes, and is not made “on behalf of” a Director;
10. The Director’s ownership of Emerson stock, direct or indirect, is less than 1% of the total outstanding Emerson stock;
11. If the Director is affiliated with, or provides services to, an entity in which Emerson has an ownership interest, such ownership interest is less than 20%; and
12. Any other relationship between the Director and Emerson not covered by the standards set forth above is an arrangement that is usually and customarily offered to customers of Emerson.

If any relationship exists between Emerson and any Director that is not addressed by the standards set forth above, the Directors meeting these standards shall determine whether such relationship impairs the independence of such Director.

AMENDMENT TO RESTATED ARTICLES OF INCORPORATION
OF EMERSON ELECTRIC CO.

ARTICLE 5

1. Board of Directors

The property and business of the Corporation shall be controlled and managed by its Board of Directors. Qualifications of Directors may be prescribed in the By-laws of the Corporation. The number of Directors shall be fixed by, or in the manner provided in, the By-laws; provided that the By-laws shall provide for three or more Directors and provided further that the Corporation shall give written notice to the Secretary of State of the State of Missouri of any change in the number of Directors within thirty (30) calendar days of the date of such change. ~~The Board of Directors shall be divided into three classes, as nearly equal in number as possible, with the mode of such classification to be provided for in the By-laws.~~ Except as otherwise provided in the By-laws with respect to the implementation of this Article 5, at and after the annual meeting of shareholders that is held in calendar year 2014 (the "2014 Annual Meeting"), Directors shall be elected to hold office for a term ~~of three years, with the term of office of one class expiring each year~~ expiring at the next annual meeting of shareholders; provided, however, that any Director in office immediately after the annual meeting of shareholders held in calendar year 2013 who was elected to hold office for a term that expires after the 2014 Annual Meeting shall continue to hold such office until the end of the term for which such Director was elected.

[(This page intentionally left blank)]

[(This page intentionally left blank)]





WE ENCOURAGE YOU TO TAKE ADVANTAGE OF INTERNET OR TELEPHONE VOTING. BOTH ARE AVAILABLE 24 HOURS A DAY, 7 DAYS A WEEK. IF YOU VOTE BY INTERNET OR PHONE, YOU DO NOT NEED TO RETURN THIS PROXY CARD.

VOTE BY INTERNET - www.proxyvote.com

Use the Internet to transmit your voting instructions and for electronic delivery of information up until 11:59 P.M. Eastern Time the day before the meeting date. Have your proxy card in hand when you access the website and follow the instructions to obtain your records and to create an electronic voting instruction form.

ELECTRONIC DELIVERY OF FUTURE PROXY MATERIALS

If you would like to reduce the costs incurred by Emerson Electric Co. in mailing proxy materials, you can consent to receiving all future proxy statements, proxy cards and annual reports electronically via e-mail or the Internet. To sign up for electronic delivery, please follow the instructions above to vote using the Internet and, when prompted, indicate that you agree to receive or access proxy materials electronically in future years.

VOTE BY PHONE - 1-800-690-6903

Use any touch-tone telephone to transmit your voting instructions up until 11:59 P.M. Eastern Time the day before the meeting date. Have your proxy card in hand when you call and then follow the instructions.

VOTE BY MAIL

Mark, sign and date your proxy card and return it in the postage-paid envelope we have provided or return it to Vote Processing, c/o Broadridge, 51 Mercedes Way, Edgewood, NY 11717. If you vote by mail, your proxy card must be received prior to the start of the Annual Meeting of Stockholders for your vote to be counted.

SPECIAL VOTING DEADLINE NOTICE TO PARTICIPANTS IN EMERSON ELECTRIC CO. BENEFIT PLANS

If you own shares of Emerson Electric Co. common stock through any benefit plan of Emerson or any of its subsidiaries, the shares represented by your proxy card include those shares. To allow sufficient time for the plan trustees to vote, the trustees must receive your voting instructions by 11:59 P.M. Eastern Time on January 31, 2013. If the trustees do not receive your properly completed instructions by that date, the trustees will vote the shares in the same proportion as the votes that the trustees receive from other plan participants, unless otherwise required by law.

TO VOTE, MARK BLOCKS BELOW IN BLUE OR BLACK INK AS FOLLOWS: x

M50772-P30405

KEEP THIS PORTION FOR YOUR RECORDS

THIS PROXY CARD IS VALID ONLY WHEN SIGNED AND DATED.

DETACH AND RETURN THIS PORTION ONLY

EMERSON ELECTRIC CO.

For All Withhold For All
All Except

To withhold authority to vote for any individual nominee(s), mark "For All Except" and write the number(s) of the nominee(s) on the line below.

THIS PROXY WILL BE VOTED AS SPECIFIED. IF NO SPECIFICATION IS MADE, THIS PROXY WILL BE VOTED FOR THE NOMINEES IN PROPOSAL 1, FOR PROPOSALS 2, 3 AND 4, AND AGAINST PROPOSAL 5.

.. ..

THE BOARD OF DIRECTORS RECOMMENDS A VOTE FOR THE FOLLOWING NOMINEES:

1. ELECTION OF DIRECTORS FOR TERMS ENDING IN 2016

Nominees:

- 01) C. A. H. Boersig 03) M. S. Levatic
02) J. B. Bolten 04) R. L. Stephenson

ELECTION OF DIRECTOR FOR TERM ENDING IN 2014

Nominee:

- 05) A. A. Busch III

THE BOARD OF DIRECTORS RECOMMENDS A VOTE FOR THE FOLLOWING:

For Against Abstain

2. Approval, by non-binding advisory vote, of Emerson Electric Co. executive compensation.
3. Ratification of KPMG LLP as Independent Registered Public Accounting Firm.
4. Approval of an amendment to the Restated Articles of Incorporation to declassify the Board of Directors.

For address changes and/or comments, please check this box and write them on the back where indicated.

(NOTE: Please sign exactly as your name(s) appear(s) hereon. All holders must sign. When signing as attorney, executor, administrator, or other fiduciary, please give full title as such. Joint owners should each sign personally. If a corporation, please sign in full corporate name by authorized officer. If a partnership, please sign in partnership name by authorized person.)

Please indicate if you plan to attend this meeting.

.. ..
Yes No

MATERIALS ELECTION

SEC rules permit companies to send you a notice that proxy information is available on the Internet, instead of mailing you a complete set of materials. Check the box to the right if you want to receive a complete set of future proxy materials by mail, at no cost to you. If you do not take action you may receive only a Notice.

..

Signature [PLEASE SIGN WITHIN BOX] Date

Signature (Joint Owners) Date



ADMISSION TICKET
ANNUAL MEETING OF STOCKHOLDERS
Tuesday, February 5, 2013
10:00 A.M., Central Standard Time
Emerson Electric Co. Headquarters
8000 West Florissant Avenue
St. Louis, MO 63136

PLEASE PRESENT THIS
NON-TRANSFERABLE TICKET
AT THE REGISTRATION DESK
UPON ARRIVAL

Important Notice Regarding the Availability of Proxy Materials for the Annual Meeting:
The Notice and Proxy Statement and Annual Report are available at www.proxyvote.com.

é FOLD AND DETACH HERE é

M50773-P30405



PROXY

THIS PROXY IS SOLICITED ON BEHALF OF THE BOARD OF DIRECTORS

The undersigned, revoking all prior proxies, does hereby appoint D. N. FARR, F. L. STEEVES, and J. G. SHIVELY, or any of them, with full powers of substitution, the true and lawful attorneys-in-fact, agents and proxies of the undersigned to represent the undersigned at the Annual Meeting of the Stockholders of EMERSON ELECTRIC CO., to be held on February 5, 2013, commencing at 10:00 A.M., Central Standard Time, at the Headquarters of the Company, 8000 West Florissant Avenue, St. Louis, Missouri, and at any and all adjournments of said meeting, and to vote all the shares of Common Stock of the Company standing on the books of the Company which the undersigned is entitled to vote as specified and in their discretion on such other business as may properly come before the meeting. The matters stated on the reverse side were proposed by the Company, except as indicated.

THIS PROXY WILL BE VOTED AS SPECIFIED AND IN THE DISCRETION OF THE PROXIES WITH RESPECT TO SUCH OTHER BUSINESS AS MAY PROPERLY COME BEFORE THE MEETING. IF NO SPECIFICATION IS MADE, THIS PROXY WILL BE VOTED FOR THE NOMINEES IN PROPOSAL 1, FOR PROPOSALS 2, 3 AND 4, AND AGAINST PROPOSAL 5.

Address Changes/Comments: _____

(If you noted any Address Changes/Comments above, please mark corresponding box on the reverse side.)

(Continued, and to be marked, dated and signed, on the other side)